



SUPPLEMENTAL/BID BULLETIN NO. 2
For LBP-HOBAC-ITB-GS-20210823-02

PROJECT : **Systems Furniture for Thirteen (13) LANDBANK Offices**
IMPLEMENTOR : **Procurement Department**
DATE : **January 6 , 2022**

This Supplemental/Bid Bulletin is hereby issued to modify amend and/or clarify certain items in the Bid Document. This shall form an integral part of the Bid Documents.

Modifications, amendments and/or clarifications:

- 1) The bidder/s are encouraged to use the Bid Securing Declaration as Bid Security.
- 2) The Terms of Reference (D-1 to D-97), Technical Specifications (Section VII) and Checklist of the Bidding Documents (Item Nos. 1 and 12 of the Legal Eligibility Requirement and Technical Documents). Please see attached revised Annexes D-1 to D-97 and specific sections of the bidding documents.
- 3) The deadline for submission of electronic bids for the above project is re-scheduled on January 14, 2022 at 10:00 A.,M. Submission of physical bids (hard copy) shall not be accepted.


ATTY. HONORIO T. DIAZ, JR.
Head, HOBAC Secretariat

Technical Specifications

Specifications	Statement of Compliance
<p style="text-align: center;">Systems Furniture for Thirteen (13) LANDBANK Offices</p> <p>1. Terms of Reference and specifications per attached Revised Annexes D-1 to D-97.</p> <p>2. The following documents shall be submitted in support of the compliance of the Bid to the technical specifications and other requirements:</p> <p>2.1 List of at least five (5) most recent completed projects in the Philippines for the last three (3) years indicating the name of the projects with complete address and contact details supported by copies of Contract Agreement and/or Purchase Order from said clients for each completed project.</p> <p>2.2 LTO Official Receipt (OR) and Certificate of Registration (CR) or other documents showing proof of ownership of the vehicle.</p>	<p>Bidders must state below either “Comply” or “Not Comply” against each of the individual parameters of each Specification preferably stating the corresponding performance parameter of the product offered.</p> <p>Statements of “Comply” or “Not Comply” must be supported by evidence in a Bidders Bid and cross-referenced to that evidence. Evidence shall be in the form of manufacturer’s un-amended sales literature, unconditional statements of specification and compliance issued by the manufacturer, samples, independent test data etc., as appropriate. A statement that is not supported by evidence or is subsequently found to be contradicted by the evidence presented will render the Bid under evaluation liable for rejection. A statement either in the Bidders statement of compliance or the supporting evidence that is found to be false either during Bid evaluation, post-qualification or the execution of the Contract may be regarded as fraudulent and render the Bidder or supplier liable for prosecution subject to the applicable laws and issuances.</p> <p style="text-align: center;">Please state here either “Comply” or “Not Comply”</p>

<p>2.3 Brochures or other official documents coming from the manufacturer indicating the complete specifications of the offered systems furniture.</p> <p>2.4 Detailed drawings printed on the supplier's official letterhead and signed by authorized representative to include the following (per item/type of unit) for post qualification evaluation:</p> <p>2.4.1. Model Name and Type</p> <p>2.4.2. Perspective/Photo of the item</p> <p>2.4.3. Drawing/Sketch views with dimensions/measurements (Plan/Top View, Front Elevation, Right Elevation, Rear Elevation).</p> <p>2.4.4. Complete description of the items including parts and components</p> <p>2.5 For new suppliers/bidders, submit material samples of the parts/components of the items and mock-up unit as basis in the post qualification evaluation.</p> <p>2.5.1. Material samples shall be submitted within three (3) calendar days upon receipt of request from PMED.</p> <p>2.5.2. Mock-up unit shall be submitted within fourteen (14) calendar days upon receipt of request from PMED.</p> <p>Non-submission of the above-mentioned documents/requirements may result in bidder's post-disqualification.</p>	
--	--

Conforme:

Name of Bidder

Signature over Printed Name of
Authorized Representative

Position

Checklist of Bidding Documents for Procurement of Goods and Services

The documents for each component should be arranged as per this Checklist. Kindly provide guides or dividers with appropriate labels.

Eligibility and Technical Components (PDF File)

- ***The Eligibility and Technical Component shall contain documents sequentially arranged as follows:***

- **Eligibility Documents – Class “A”**

Legal Eligibility Documents

1. Valid PhilGEPS Registration Certificate (Platinum Membership) (all pages); or all of the following:

- Registration Certificate from Securities and Exchange Commission (SEC), Department of Trade and Industry (DTI) for sole proprietorship, or Cooperative Development Authority (CDA) for cooperatives, or any proof of such registration as stated in the Bidding Documents;
- Valid and current mayor's/business permit issued by the city or municipality where the principal place of business of the prospective bidder is located, or equivalent document for Exclusive Economic Zones or Areas.

In cases of recently expired Mayor's/Business permits, it shall be accepted together with the official receipt as proof that the bidder has applied for renewal within the period prescribed by the concerned local government unit: Provided, That the renewed permit shall be submitted as a post-qualification requirement in accordance with Section 34.2 of this IRR; and

- Tax Clearance per Executive Order 398, Series of 2005, as finally reviewed and approved by the Bureau of Internal Revenue (BIR).

Technical Eligibility Documents

2. Duly notarized Secretary's Certificate attesting that the signatory is the duly authorized representative of the prospective bidder, and granted full power and authority to do, execute and perform any and all acts necessary and/or to represent the prospective bidder in the bidding, if the prospective bidder is a corporation, partnership, cooperative, or joint venture or Original Special Power of Attorney of all members of the joint venture giving full power and authority to its officer to sign the OSS and do acts to represent the Bidder. (sample form - Form No. 7).
3. Statement of the prospective bidder of all its ongoing government and private contracts, including contracts awarded but not yet started, if any, whether similar or not similar in

nature and complexity to the contract to be bid, within the last five (5) years from the date of submission and receipt of bids. The statement shall include all information required in the sample form (Form No. 3).

4. Statement of the prospective bidder identifying its Single Largest Completed Contract (SLCC) similar to the contract to be bid within the relevant period as provided in the Bidding Documents. The statement shall include all information required in the sample form (Form No. 4).

Financial Eligibility Documents

5. The prospective bidder's audited financial statements, showing, among others, the prospective bidder's total and current assets and liabilities, stamped "received" by the BIR or its duly accredited and authorized institutions, for the preceding calendar year which should not be earlier than two (2) years from the date of bid submission.
6. The prospective bidder's computation for its Net Financial Contracting Capacity (NFCC) following the sample form (Form No. 5), or in the case of Procurement of Goods, a committed Line of Credit from a Universal or Commercial Bank in lieu of its NFCC computation.

○ **Eligibility Documents – Class "B"**

7. Duly signed valid joint venture agreement (JVA), in case the joint venture is already in existence. In the absence of a JVA, duly notarized statements from all the potential joint venture partners stating that they will enter into and abide by the provisions of the JVA in the instance that the bid is successful shall be included in the bid. Failure to enter into a joint venture in the event of a contract award shall be ground for the forfeiture of the bid security. Each partner of the joint venture shall submit its legal eligibility documents. The submission of technical and financial eligibility documents by any of the joint venture partners constitutes compliance, provided, that the partner responsible to submit the NFCC shall likewise submit the statement of all its ongoing contracts and Audited Financial Statements.
8. For foreign bidders claiming by reason of their country's extension of reciprocal rights to Filipinos, Certification from the relevant government office of their country stating that Filipinos are allowed to participate in government procurement activities for the same item or product.
9. Certification from the DTI if the Bidder claims preference as a Domestic Bidder or Domestic Entity.

○ **Technical Documents**

10. Bid Security (if in the form of a Surety Bond, submit also a certification issued by the Insurance Commission).

11. Section VI – Schedule of Requirements with signature of bidder's authorized representative.
12. **Revised Section VII – Specifications with response on compliance and signature of bidder's authorized representative.**
13. Duly notarized Omnibus Sworn Statement (OSS) (sample form - Form No.6).
- **Post-Qualification Documents – [The bidder may submit the following documents/requirements within five (5) calendar days after receipt of Notice of Post-Qualification]:**
 14. Business Tax Returns per Revenue Regulations 3-2005 (BIR No.2550 Q) VAT or Percentage Tax Returns for the last two (2) quarters filed manually or through EFPS.
 15. Latest Income Tax Return filed manually or through EFPS.
 16. Original copy of Bid Security (if in the form of a Surety Bond, submit also a certification issued by the Insurance Commission).
 17. Original copy of duly notarized Omnibus Sworn Statement (OSS) (sample form - Form No.6).
 18. Duly notarized Secretary's Certificate designating the authorized signatory in the Contract Agreement if the same is other than the bidder's authorized signatory in the bidding. (sample form - Form No. 7).

Financial Component (PDF File)

- ***The Financial Component shall contain documents sequentially arranged as follows:***
 1. Duly filled out Bid Form signed by the Bidder's authorized representative (sample form - Form No.1).
 2. Duly filled out Schedule of Prices signed by the Bidder's authorized representative (sample form - Form No.2).
 3. Dully filled out Bill of Quantities Form (Annexes E-1 to E-13) signed by the Bidder's authorized representative.

Note: The forms attached to the Bidding Documents may be reproduced or reformatted provided the information required in the original forms and other requirements like signatures, if applicable, are complied with in the submittal.

TERMS OF REFERENCE
SUPPLY, DELIVERY AND INSTALLATION OF SYSTEMS FURNITURE

QUALIFICATIONS	DOCUMENTARY REQUIREMENTS
1. A recognized furniture company, duly organized under the laws of the Philippines	Certified photocopy of Certificate of Incorporation of the Company/ SEC Registration/ DTI Registration or valid PhilGEPS Registration (Platinum Membership)
2. The furniture company must have at least three (3) years of experience in the fabrication/ supply, delivery and installation of systems furniture - preferably banks - with at least five (5) completed projects/ contracts in the Philippines	List of at least five (5) most recent completed projects in the Philippines for the last three (3) years indicating the name of the projects with complete address and contact details, with corresponding copy of Contract Agreement and/or Purchase Order from said clients for each completed project.
3. Must have a at least one (1) service delivery vehicle (preferably enclosed elf truck or pick-up)	<ul style="list-style-type: none"> a. LTO Official Receipt (OR) and Certificate of Registration (CR). b. Other documents showing proof of ownership of the vehicle
4. The bidder must have brochures or official documents from the manufacturer indicating the complete specifications of the item.	<ul style="list-style-type: none"> a. Product Brochures or other official documents b. Detailed drawings printed on the supplier's official letterhead and signed by authorized representative to include the following (per item/ type of unit) for post qualification evaluation: <ul style="list-style-type: none"> 1. Model Name and Type 2. Perspective/ Photo of the item 3. Drawing/ sketch views with dimensions/ measurements (Plan/ Top View, Front Elevation, Right Elevation, Left Side Elevation, Rear Elevation) 4. Complete description of the items including parts and components

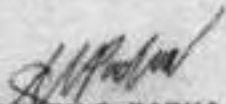
<p>5. The bidder must provide the following Technical documents</p>	<p>a. For new suppliers: submit material samples of the parts/ components of the items and mock-up unit as basis in the post qualification evaluation.</p> <ol style="list-style-type: none"> 1. Material samples shall be submitted within three (3) calendar days upon receipt of request from PMED 2. Mock-up unit shall be submitted within fourteen (14) calendar days upon receipt of request from PMED <p>b. List of at least five (5) different clients (with contact persons, numbers and addresses) with whom the supplier has previously completed projects/contracts from the last three (3) years.</p> <p>c. Five (5) working days (w.d.) after issuance of the Notice to Proceed (NTP) from Procurement Department (ProcD), the supplier shall submit the following material samples as reference by PMED during the punch listing of the items:</p> <ol style="list-style-type: none"> 1. Frame Panel material with the required color 2. Fabric Material 3. Laminate Material for Counter tops 4. PVC Edging 5. Tempered Glass 						
<p>6. The bidder shall be responsible for the dimensions and conditions on the job.</p>	<p>a. The supplier shall verify the actual dimensions on site. Discrepancies between the plans and actual dimensions shall be forwarded immediately to PMED for resolution.</p> <p>b. Shop drawings of the proposed signages based on the actual site condition with complete dimensions and description of parts and components for PMED approval prior to fabrication/ implementation.</p>						
<p>DURATION Please refer to the table below for the duration for the supply/ delivery and installation of the Systems Furniture</p> <table border="1"> <thead> <tr> <th>LOCATION</th><th>DURATION (in c.d.)</th></tr> </thead> <tbody> <tr> <td>1. NATIONAL CAPITAL REGION</td><td>30 days</td></tr> <tr> <td>2. NORTHERN LUZON</td><td>45 days</td></tr> </tbody> </table>		LOCATION	DURATION (in c.d.)	1. NATIONAL CAPITAL REGION	30 days	2. NORTHERN LUZON	45 days
LOCATION	DURATION (in c.d.)						
1. NATIONAL CAPITAL REGION	30 days						
2. NORTHERN LUZON	45 days						


3. CENTRAL LUZON	30 days
4. SOUTHERN LUZON	60 days
5. VISAYAS	60 days
6. MINDANAO	60 days

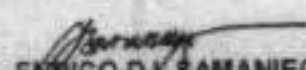
Prepared by

Reviewed by

Approved by

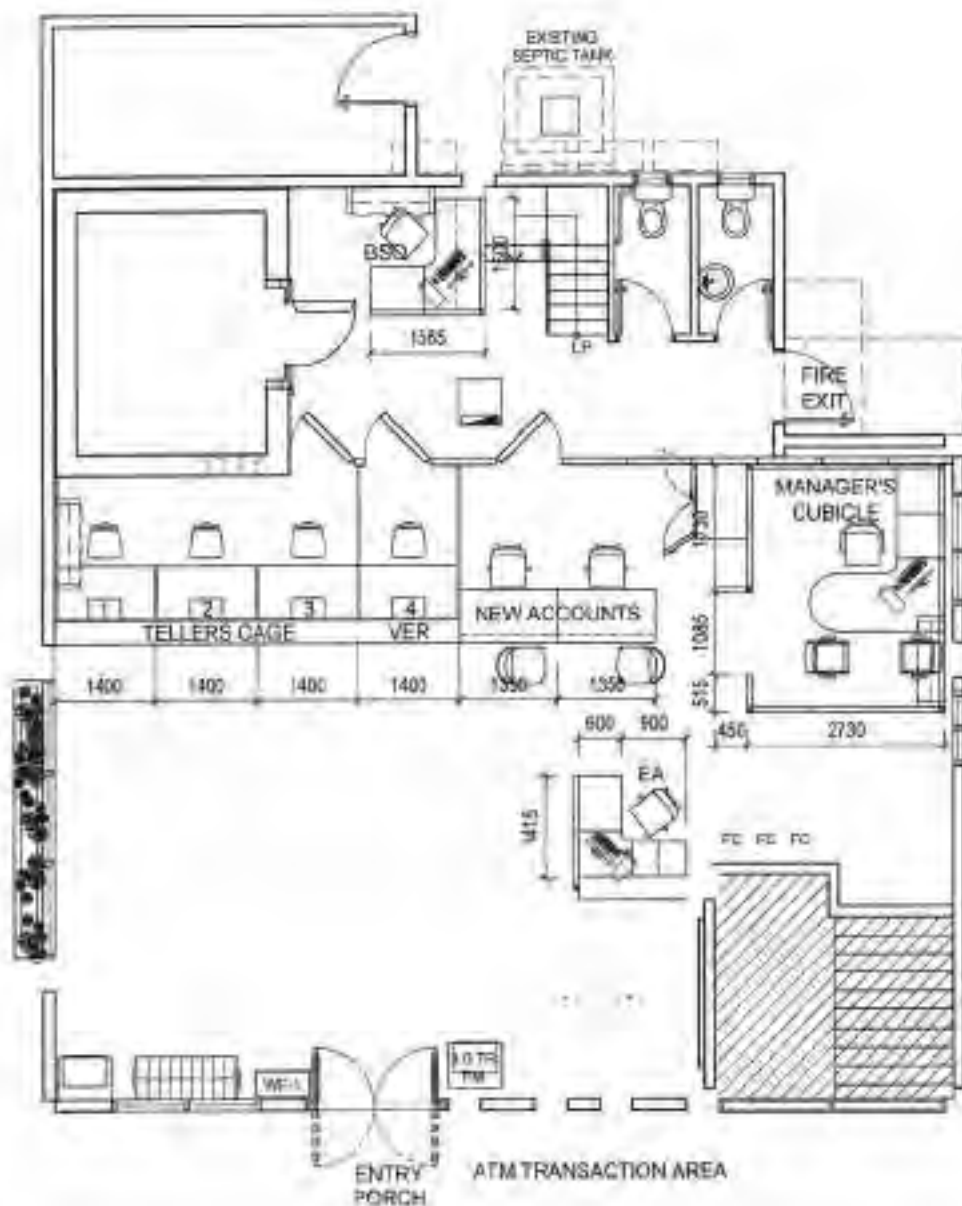

MARSON C. PADUA
Architect, TSU-PMED


JOHN ALBEN V. MISLANG
Head, TSU-PMED


ENRICO D.J. SAMANIEGO
Head, PMED

NOTES

- WRITTEN DIMENSIONS ON THESE DRAWINGS SHALL HAVE PRECEDENCE OVER SCALED DIMENSIONS.
- CONTRACTOR SHALL VERIFY AND BE RESPONSIBLE FOR ALL DIMENSIONS AND CONDITIONS ON THE JOB.
- DISCREPANCIES BETWEEN DRAWINGS AND ACTUAL CONDITION MUST BE IMMEDIATELY FORWARDED TO PM/FIR FOR RESOLUTION.



1
A-1
SCALE 1/16" = 1'-0" METERS
**GROUND FLOOR
KEY PLAN**

REVISION/DATE:



PROJECT TITLE

**PROPOSED LANDBANK BROOKE'S
POINT BRANCH RENOVATION**

LOCATION: 11000 BLVD. ST. PETERSBURG, FL 33708

NOTED BY:

DATE:

JOHN ALLEN V. MISTANG
HEAD (S) - PM/FIR

DESIGN:

SLE-PWED

DIST NO:

DESIGN:

CELD

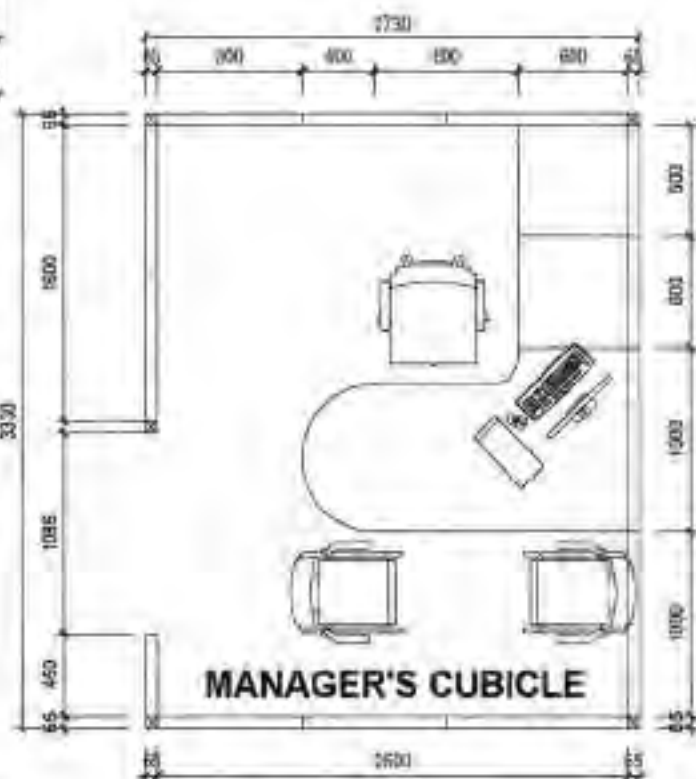
DATE:

DEC 18 2000

CHECKED:

DATE:

**A
1**



1 **SYSTEMS FURNITURE - A**
A-2 SCALE 1:140 METERS

REVISIONS:



PROJECT TITLE:
**PROPOSED LANDBANK BROOKE'S
POINT BRANCH RENOVATION**

LOCATION: 1000 WILSON ST, PORTLAND, OREGON, PORTLAND, OREGON

NOTED BY:

DATE:

JOHN ALSEN V. WISLAND
ARCHITECT

DESIGN:

DATE: PREP:

DATE: PREP:

DESIGN:

DATE: PREP:

DESIGN:

DATE: PREP:

DESIGN:

DATE: PREP:

DESIGN:

DATE: PREP:

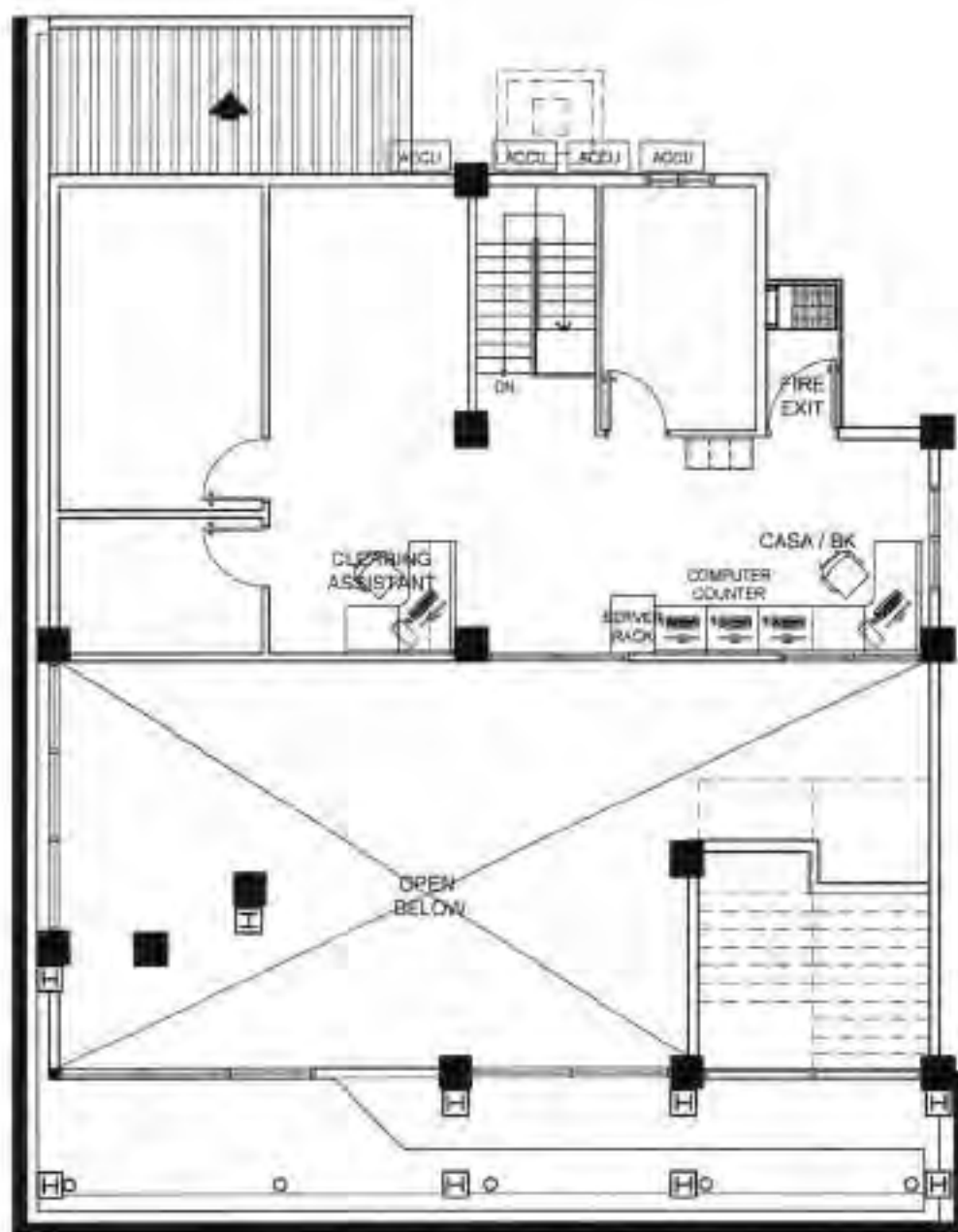
A
2

Revised Annex D.5

NOTES:


1. WRITTEN DIMENSIONS ON THESE DRAWINGS SHALL HAVE PRECEDENCE OVER SCALE DIMENSIONS.
2. CONTRACTORS SHALL VERIFY AND BE RESPONSIBLE FOR ALL DIMENSIONS AND CONDITIONS ON THE JOB.
3. DISCREPANCIES BETWEEN DRAWINGS AND ACTUAL CONDITIONS MUST BE IMMEDIATELY FORWARDED TO DMSD FOR RESOLUTION.

CLASS D



**MEZZANINE
KEY PLAN**
1
A-3 SCALE 1:100 METERS

REVISION/DATE:

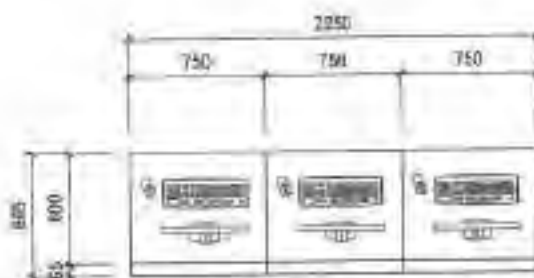
	PROJECT TITLE	NOTED BY	DATE	DESIGN	SLE-PMED	REVISION
	PROPOSED LANDBANK BROOKE'S POINT BRANCH RENOVATION	JOHN ALBIN V. MISLANG <small>(ARCHITECT)</small>		DESIGN 1	05/10	<div style="border: 1px solid black; border-radius: 50%; width: 40px; height: 40px; display: flex; align-items: center; justify-content: center;"> <div style="writing-mode: vertical-rl; transform: rotate(180deg);">A</div> <div>3</div> </div>
	LOCATION: 3800 HILLTOP DRIVE, BROOKLYN, NEW YORK 11218			DATE	DEC 4 2020	
				CONTRACT		
				DATE		

revised Annex D G

NOTES:

1. WRITTEN DIMENSIONS ON THESE DRAWINGS SHALL HAVE PRECEDENCE OVER SCALE DIMENSIONS.
2. CONTRACTORS SHALL VERIFY AND AS NECESSARY FOR ALL DIMENSIONS AND CONDITIONS ON THE JOB.
3. DISCREPANCIES BETWEEN DRAWINGS AND ACTUAL CONDITIONS MUST BE IMMEDIATELY FORWARDED TO FMEC FOR RESOLUTION.

CLASS D



COMPUTER COUNTER

1 SYSTEMS FURNITURE - B

SCALE

1:50

METERS

REVISION DATE:



PROPOSED LANDBANK BROOKE'S
POINT BRANCH RENOVATION

LOCATION: 10000 CLARK ST, POLARIS, BROOKE'S POINT, ALASKA

DESIGNED BY:

DATE:

DESIGN:

SLC FMEC

DATE:

DRAWN:

DELU

DATE:

DEC 10 2020

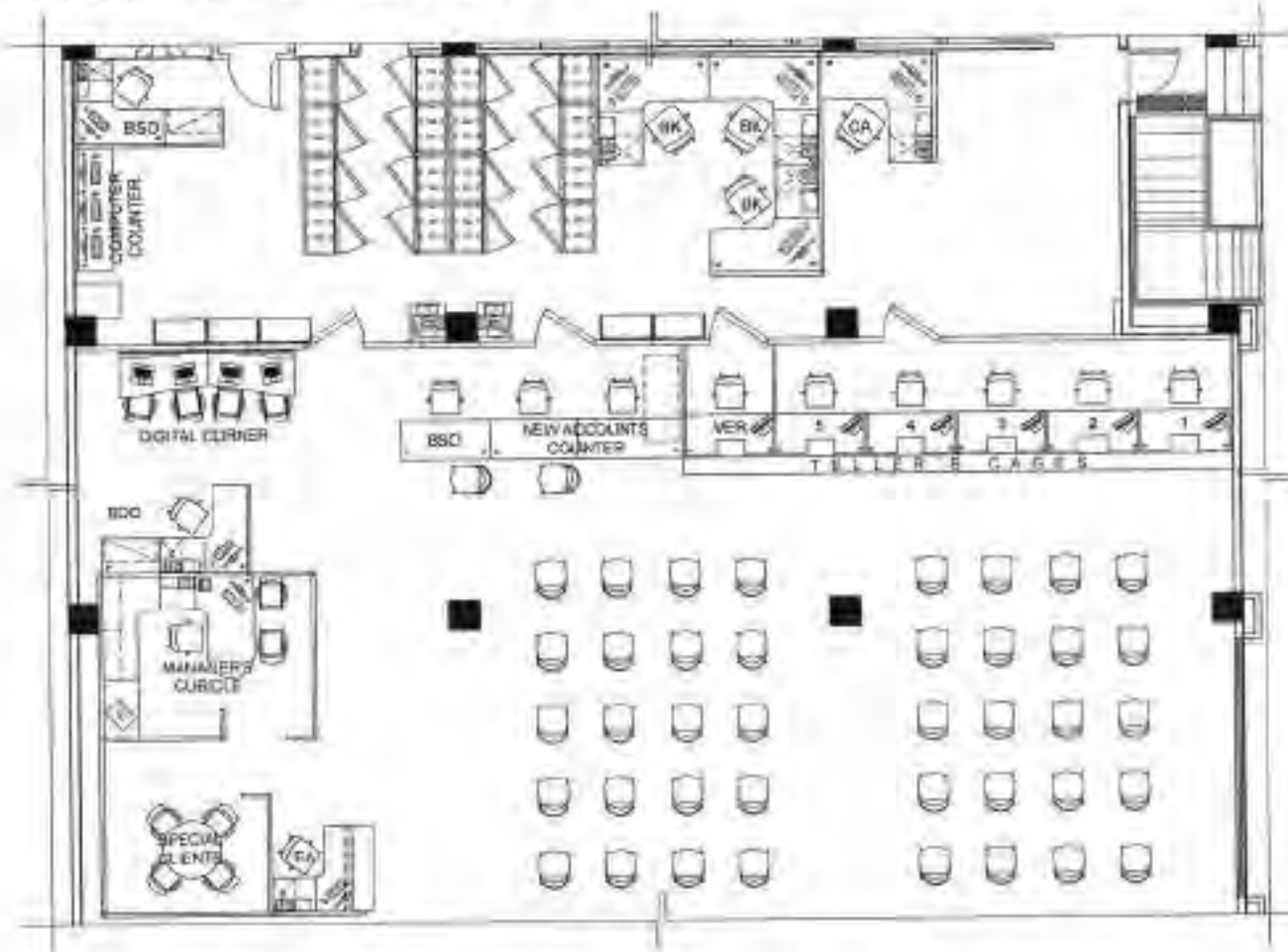
CONTRACT:

DATE:

A
4

NOTES

- WRITTEN DIMENSIONS ON THESE DRAWINGS SHALL HAVE PRECEDENCE OVER SCALE DIMENSIONS.
- CONTRACTORS SHALL VERIFY AND BE RESPONSIBLE FOR ALL DIMENSIONS AND CONDITIONS ON THE JOB.
- DISCREPANCIES BETWEEN DRAWING AND ACTUAL CONDITION MUST BE IMMEDIATELY FORWARDED TO PMO FOR RESOLUTION.



1 GROUND FLOOR KEY PLAN
 OFM-1 SCALE 1:125 METERS

REVISION DATE:



LANDBANK OF THE PHILIPPINES
 PROJECT MANAGEMENT & ENGINEERING DEPT.
 100 Bldg. DEL PILAR ST., CORNER OF DEL ROSARIO, MALATE, MANILA

PROJECT NAME

**PROPOSED LANDBANK TRECE MARTIRES (CAVITE)
 BRANCH RELOCATION/ BUILDING
 CONSTRUCTION**

LANDMARK: TRECE MARTIRES BRANCH RELOCATION, LUGAY, TRECE MARTIRES CITY, CAVITE

NOTED BY:

JOHN ALDEN V. MISLANG
 HEAD OF PMO

DATE

SHEET CONTENT:

GROUND FLOOR KEY PLAN

DESIGN:

PMED-TSU

DRAWN:

MOYET-SU

DATE:

MARCH 23, 2021

CHECKED:

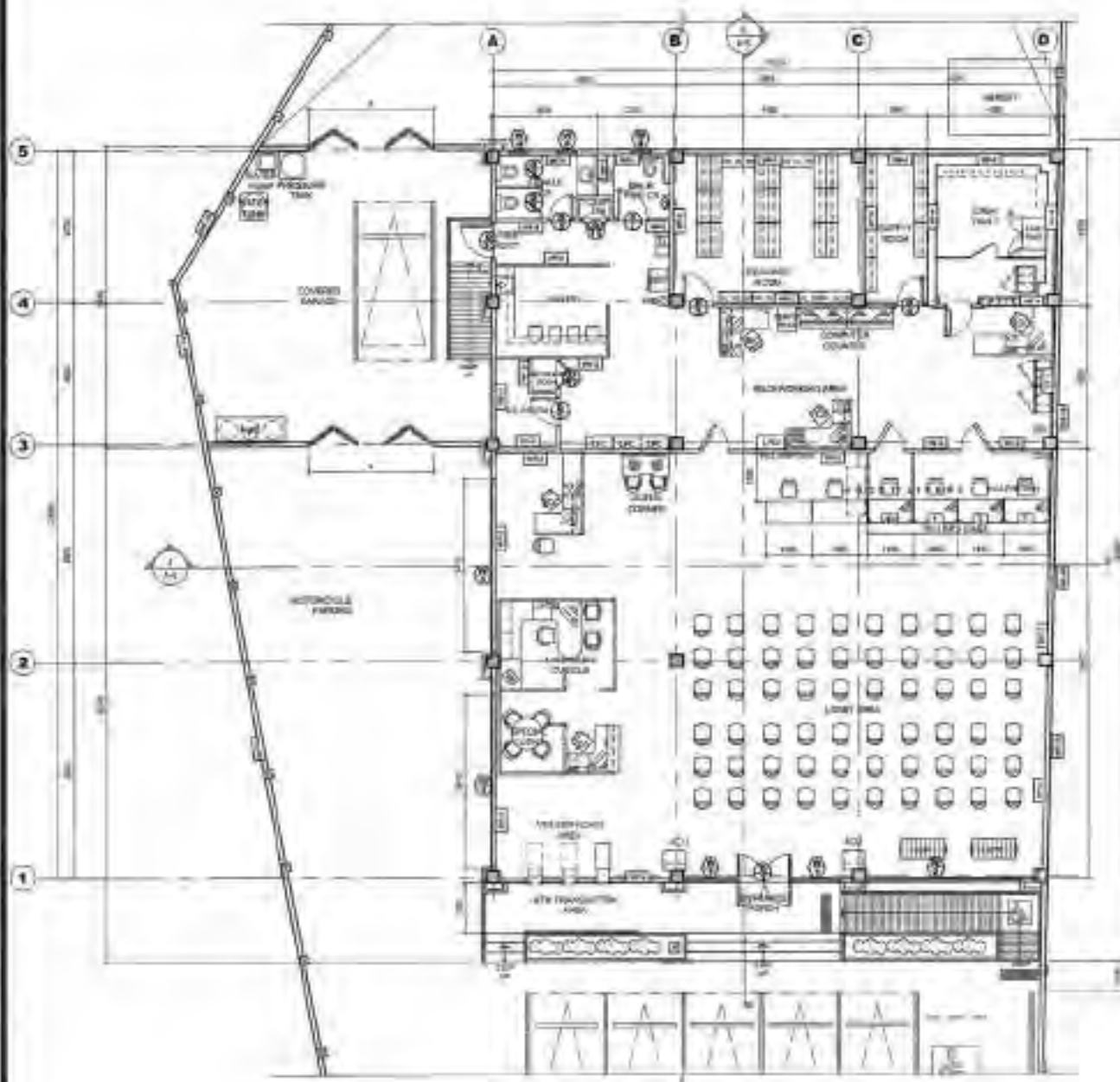
YANETU

DATE:

1

NOTES:

1. WRITTEN DIMENSIONS ON THESE DRAWINGS SHALL HAVE PRECEDENCE OVER SCALE DIMENSIONS.
2. CONTRACTORS SHALL VERIFY AND BE RESPONSIBLE FOR ALL DIMENSIONS AND CONDITIONS ON THE JOB.
3. DISCREPANCIES BETWEEN DRAWINGS AND ACTUAL SITUATION MUST BE IMMEDIATELY FORWARDED TO PMO FOR RESOLUTION.



1 KEY PLAN
 SCALE 1:200 METERS

REVISION DATE



PROJECT TITLE:

**PROPOSED LBP TAYABAS BRANCH
 BUILDING CONSTRUCTION (NEW UNIT)**

LOCATION(S): TAYABAS, CALABARZON (TAYABAS BRANCH OFFICE)

DESIGNED BY:

DATE:

JOHN ALDEN V. MISLANG

FACULTY / PMO

DESIGN:

SLIP-THRU

ISSUE NO.:

DRAWN BY:

A/10/16

DATE:

FEB 11, 2017

CHECKED BY:

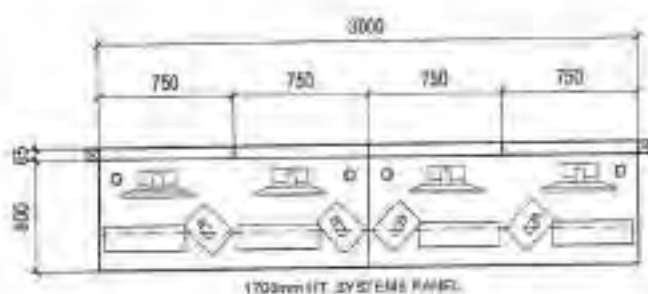
DATE:

A
1

Revised Annex D-11

NOTES:

- 1. WRITTEN DIMENSIONS IN THESE DRAWINGS SHALL HAVE PRECEDENCE OVER SCALED DIMENSIONS.
- 2. CONTRACTOR SHALL VERIFY AND BE RESPONSIBLE FOR ALL DIMENSIONS AND CONDITIONS ON THE JOB.
- 3. DISCREPANCIES BETWEEN DRAWINGS AND ACTUAL CONDITIONS MUST BE IMMEDIATELY FORWARDED TO PMO FOR RESOLUTION.



**COMPUTER
COUNTER**



**BSO
WORKSTATION**



**BK
WORKSTATION**



**CA
WORKSTATION**



**BOO
WORKSTATION**



SYSTEM FURNITURES-A

SCALE 1:40 METERS

REVISION/DATE:



PROJECT TITLE:

**PROPOSED LBP TAYABAS BRANCH
BUILDING CONSTRUCTION (NEW UNIT)**

LOCATION: BRIS LALU TRIPAL BUDHAPUR

APPROVED BY:

DATE:

JOHN ALLEN V. MIELADO
HMO, TFS - PMO

DESIGNED BY:

SLE-PMO

DRAW NO.:

DRAWN:

ANDRA

DATE:

SEP 12, 2021

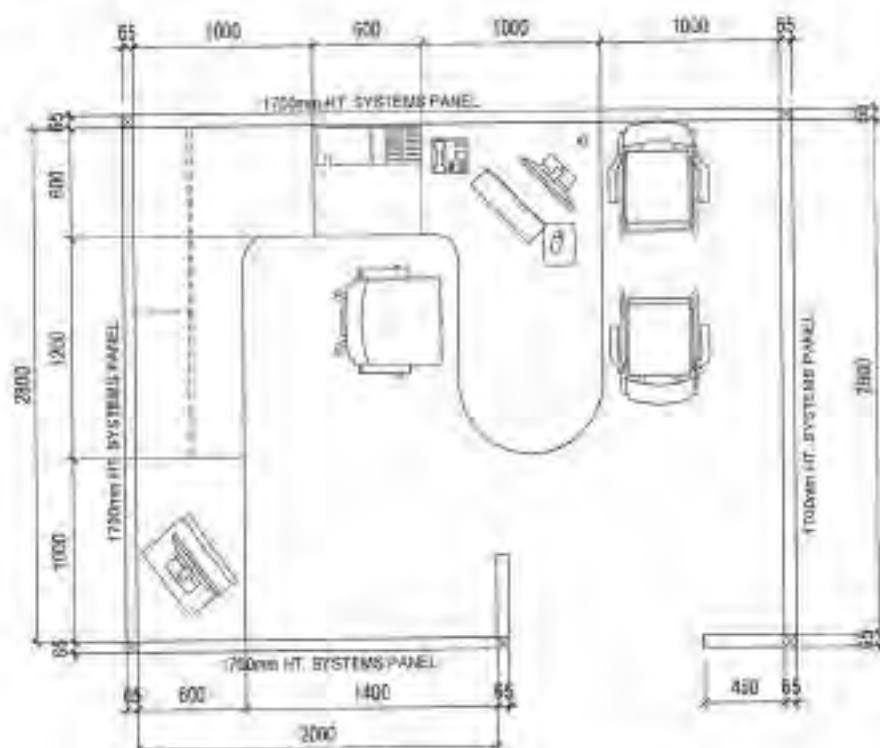
CHECKED BY:

DATE:

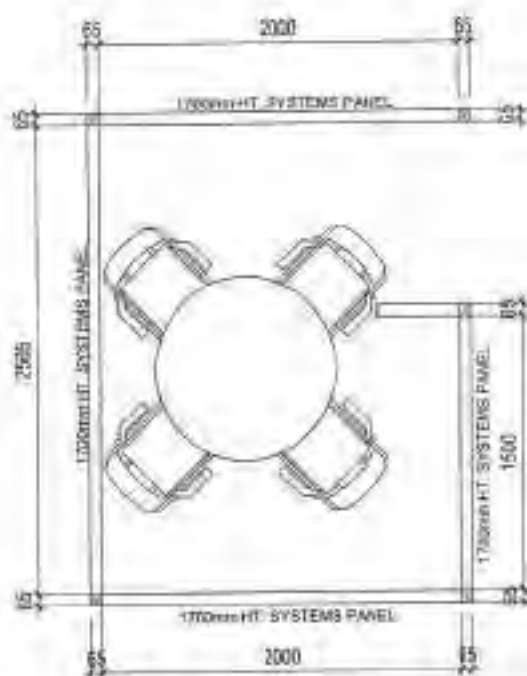
**A
2**

NOTES:

- ALL DIMENSIONS ON THESE DRAWINGS SHALL HAVE PRECEDENCE OVER SCALED DIMENSIONS
- CONTRACTORS SHALL VERIFY AND BE RESPONSIBLE FOR ALL DIMENSIONS AND CONDITIONS ON THE JOB
- DISCREPANCIES BETWEEN DRAWINGS AND ACTUAL CONDITIONS MUST BE IMMEDIATELY FORWARDED TO PMO FOR RESOLUTION



MANAGER'S CUBICLE



SPECIAL CLIENT

EA
WORKSTATION

1
A-3 SCALE 1:40 METERS

BY: JMC/DATE:



PROJECT TITLE:
**PROPOSED LBP TAYABAS BRANCH
BUILDING CONSTRUCTION (NEW UNIT)**

LOCATION: 4070, LBP, TAYABAS BRANCH

NOTED BY:

DATE:

JOHN ALBEN V. MISLANG

DESIGN:

CHECKED:

DRAWN:

ANDRA

DATE:

FEB 12, 2011

CHECKED:

DATE:

SHEET NO:

A
3



1 OF & SF KEY PLAN
A-1 SCALE 1:200 METERS

REVISION/DATE/



PROJECT TITLE

**PROPOSED LANDBANK BAUAN BRANCH
 RENOVATION**

LOCATION: PULAP COMMERCE, MAGNANIMOUS BAWAY ENTRANCE

NOTED BY

DATE

ENRICO D.J. SAMANIEGO
 HEAD PAID

DESIGN

ALBERTO
 M. PANGLOSS

DRAWN

J. M. PANGLOSS

DATE

06 NOV 2020

CHECKED

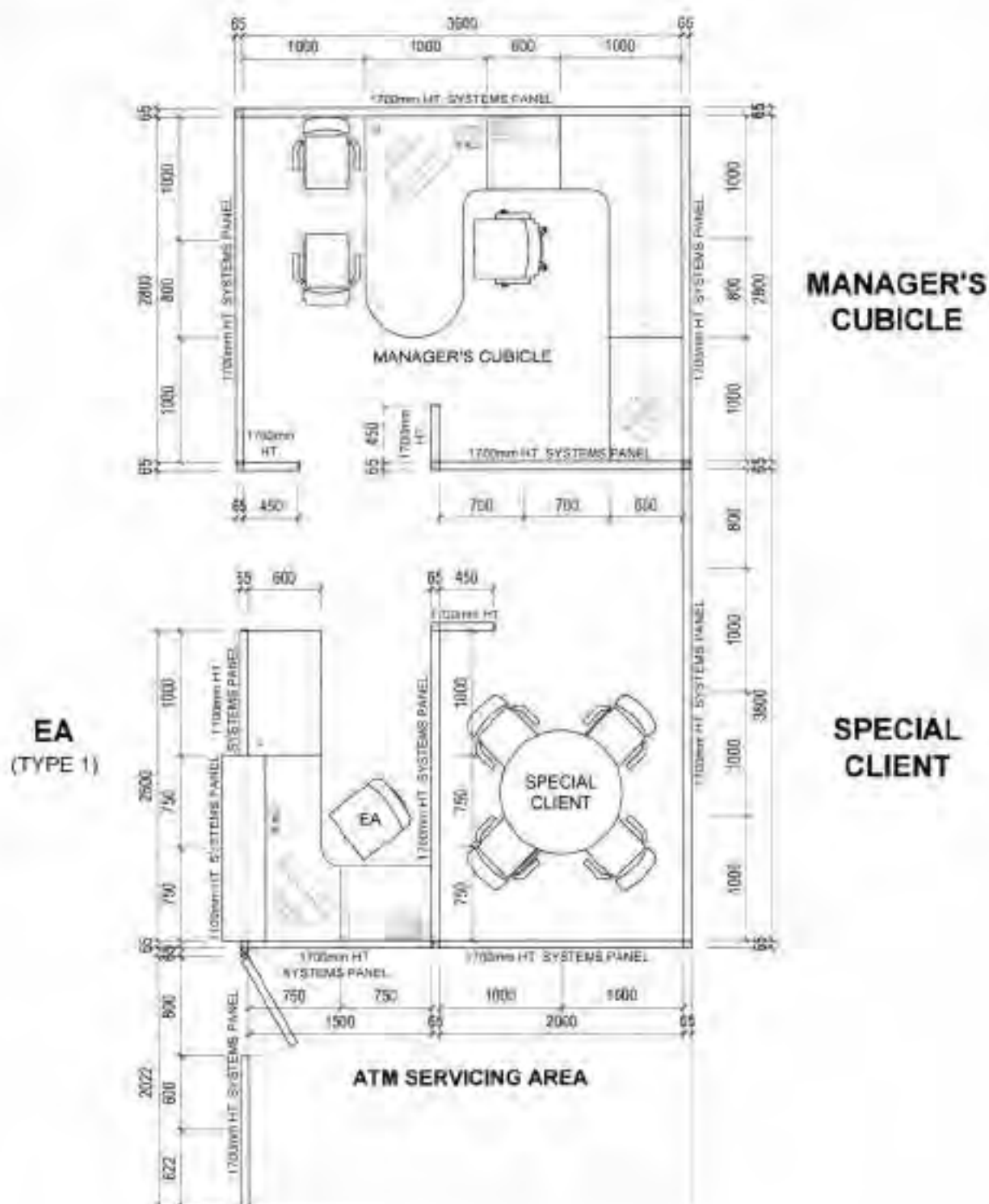
J. M. PANGLOSS

DATE

06 NOV 2020

USER No.

A
1



BY VISIONS A/S:



PROJECT TITLE:

**PROPOSED LANDBANK BAUAN BRANCH
RENOVATION**

LOCATION: POLZA VISIONS, BANGKOK, 10110, BAUAN, BANGKOK

NOTED BY:

DATE:

ENRICO D. SAMANIEGO
ARCHITECT

DESIGN:

ADDRESS:

DRAWING NO:

DRAWN:

ARCHITECT

DATE:

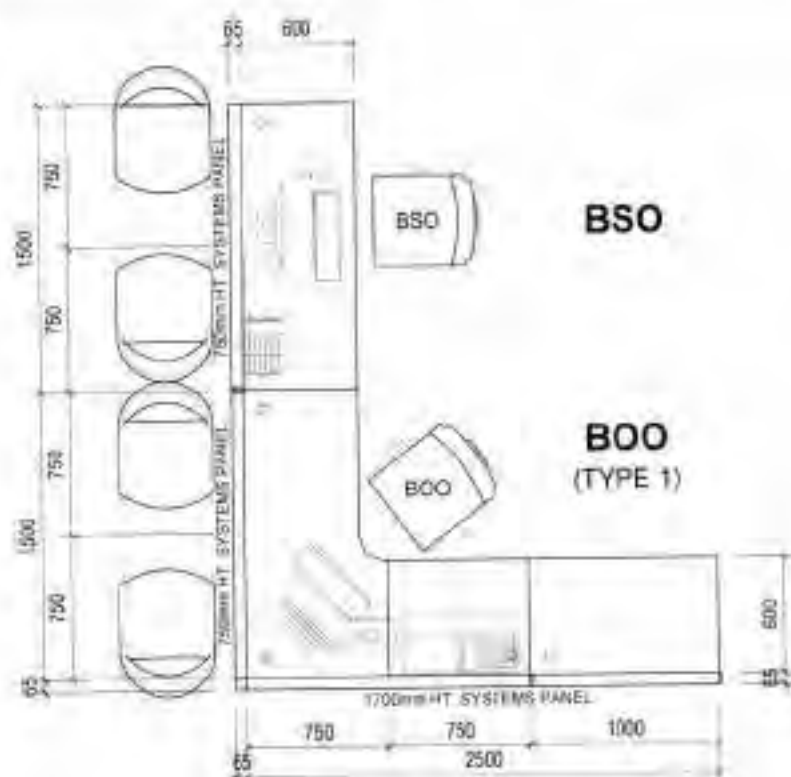
04 NOV 2020

CHECKED:

MISLAN

DATE:

A
3



COMPUTER COUNTER



1 SYSTEMS FURNITURE
A-4 SCALE 1:40 METERS

A-4

SCALE

140

METERS



PROJECT TITLE

PROPOSED LANDBANK BAUAN BRANCH RENOVATION

LOCATION: 7524 CHANDLER STREET, CHANDLER, ARIZONA 85226

NOTES 11

CLB-TW

100-443881-100
AUBREY
M. PAUL (1940-)

CONTENTS

2007年12月

1506 CASE

DATE /

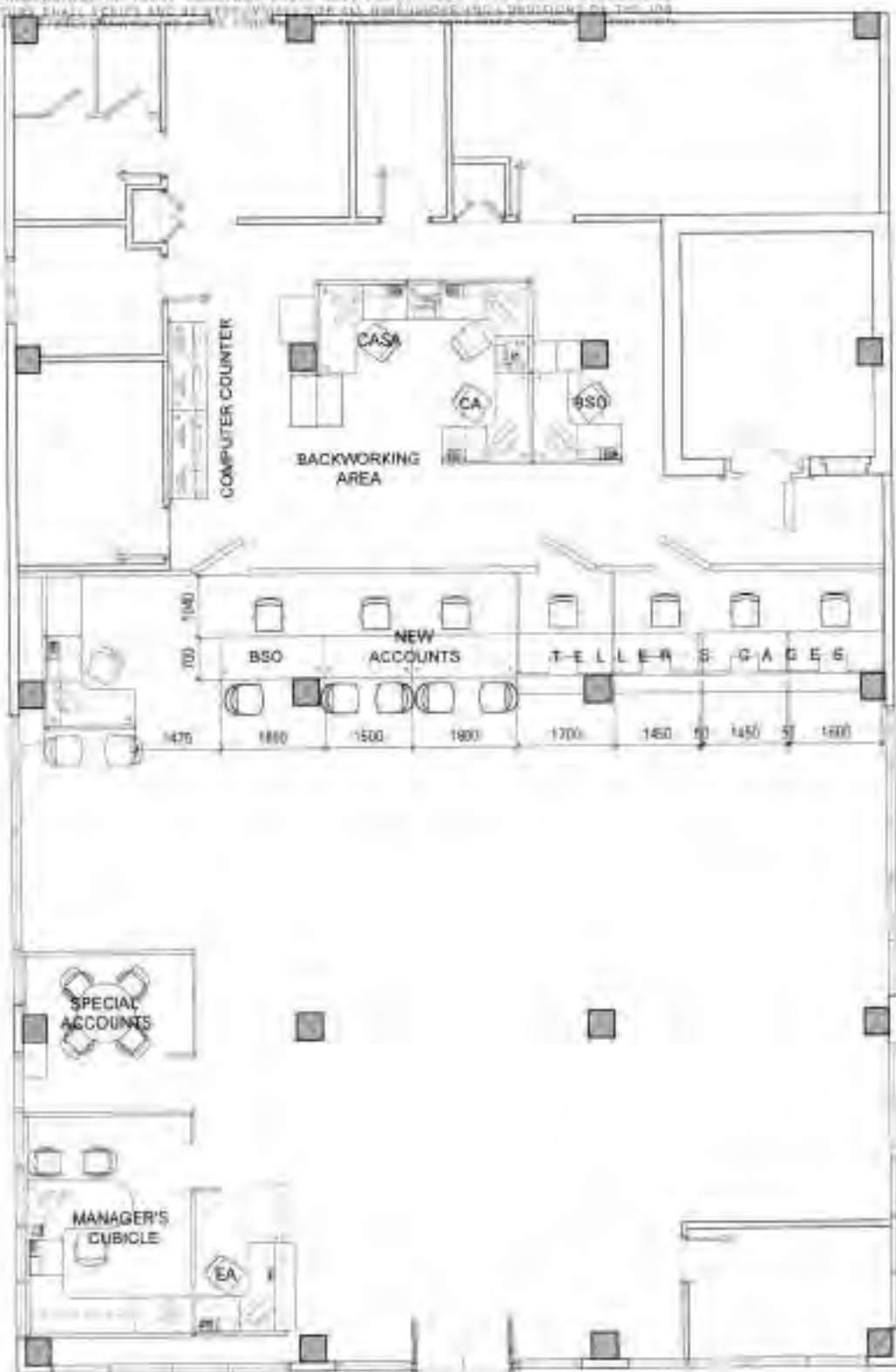
www.elsevier.com/locate/jmb

A
4

NOTES

1. ALL WORK SHALL BE IN ACCORDANCE WITH THE LATEST EDITIONS OF THE BUILDING CODES AND STANDARDS.
2. THE CONTRACTOR SHALL BE RESPONSIBLE FOR OBTAINING ALL NECESSARY PERMITS AND APPROVALS FROM THE LOCAL AUTHORITIES.
3. THE CONTRACTOR SHALL MAINTAIN ACCESS TO ALL ADJACENT PROPERTIES AT ALL TIMES.

CLASS D



1 KEY PLAN
A-1 SCALE: 1/16" = 1'-0"

REVISIONS:



PROPOSED LANDBANK DON CARLOS BRANCH RENOVATION

LOCATION: LACUNA, NEW DON CARLOS SUB, DON CARLOS SUBDIVISION

DESIGNED BY:

DATE:

DESIGN NO.:

PROJECT NO.:

DATE:

JOHN ALBER V. MISLANG
(1941-1990)

DESIGN NO.:

PROJECT NO.:

DATE:

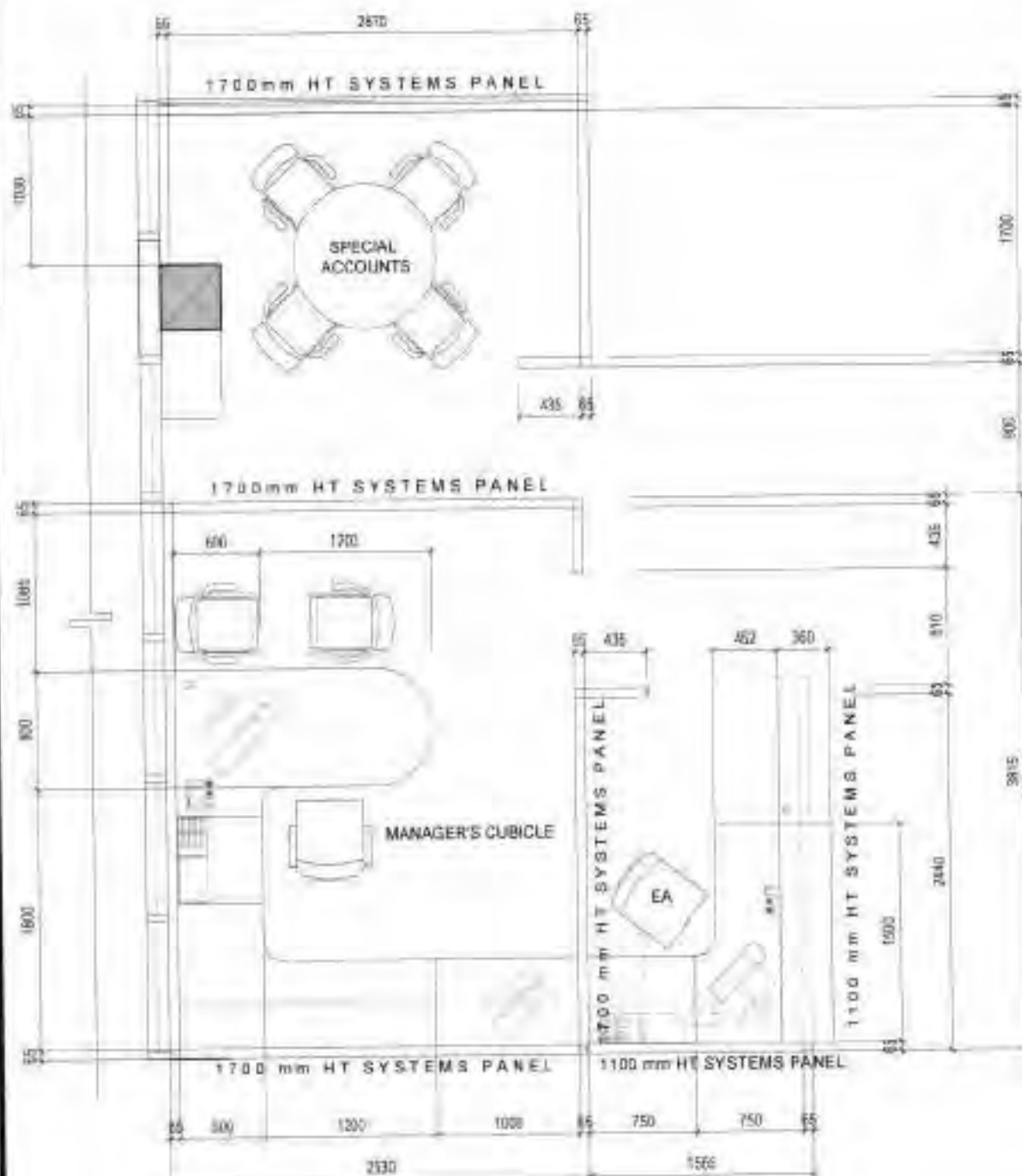
DATE:

A
1

D-17

NOTES

- NOTES



1 MANAGERS CUBICLE

REVENUE BATH



LOCATION: HAYES HWY. DON CARLOS ESE, TUX CARLOS BURTON

1997, 1998, 1999, 2000, 2001, 2002, 2003, 2004, 2005, 2006, 2007, 2008, 2009, 2010, 2011, 2012, 2013, 2014, 2015, 2016, 2017, 2018, 2019, 2020, 2021, 2022, 2023, 2024, 2025, 2026, 2027, 2028, 2029, 2030, 2031, 2032, 2033, 2034, 2035, 2036, 2037, 2038, 2039, 2040, 2041, 2042, 2043, 2044, 2045, 2046, 2047, 2048, 2049, 2050, 2051, 2052, 2053, 2054, 2055, 2056, 2057, 2058, 2059, 2060, 2061, 2062, 2063, 2064, 2065, 2066, 2067, 2068, 2069, 2070, 2071, 2072, 2073, 2074, 2075, 2076, 2077, 2078, 2079, 2080, 2081, 2082, 2083, 2084, 2085, 2086, 2087, 2088, 2089, 2090, 2091, 2092, 2093, 2094, 2095, 2096, 2097, 2098, 2099, 2100, 2101, 2102, 2103, 2104, 2105, 2106, 2107, 2108, 2109, 2110, 2111, 2112, 2113, 2114, 2115, 2116, 2117, 2118, 2119, 2120, 2121, 2122, 2123, 2124, 2125, 2126, 2127, 2128, 2129, 2130, 2131, 2132, 2133, 2134, 2135, 2136, 2137, 2138, 2139, 2140, 2141, 2142, 2143, 2144, 2145, 2146, 2147, 2148, 2149, 2150, 2151, 2152, 2153, 2154, 2155, 2156, 2157, 2158, 2159, 2160, 2161, 2162, 2163, 2164, 2165, 2166, 2167, 2168, 2169, 2170, 2171, 2172, 2173, 2174, 2175, 2176, 2177, 2178, 2179, 2180, 2181, 2182, 2183, 2184, 2185, 2186, 2187, 2188, 2189, 2190, 2191, 2192, 2193, 2194, 2195, 2196, 2197, 2198, 2199, 2200, 2201, 2202, 2203, 2204, 2205, 2206, 2207, 2208, 2209, 2210, 2211, 2212, 2213, 2214, 2215, 2216, 2217, 2218, 2219, 2220, 2221, 2222, 2223, 2224, 2225, 2226, 2227, 2228, 2229, 2230, 2231, 2232, 2233, 2234, 2235, 2236, 2237, 2238, 2239, 2240, 2241, 2242, 2243, 2244, 2245, 2246, 2247, 2248, 2249, 2250, 2251, 2252, 2253, 2254, 2255, 2256, 2257, 2258, 2259, 2260, 2261, 2262, 2263, 2264, 2265, 2266, 2267, 2268, 2269, 2270, 2271, 2272, 2273, 2274, 2275, 2276, 2277, 2278, 2279, 2280, 2281, 2282, 2283, 2284, 2285, 2286, 2287, 2288, 2289, 2290, 2291, 2292, 2293, 2294, 2295, 2296, 2297, 2298, 2299, 2300, 2301, 2302, 2303, 2304, 2305, 2306, 2307, 2308, 2309, 2310, 2311, 2312, 2313, 2314, 2315, 2316, 2317, 2318, 2319, 2320, 2321, 2322, 2323, 2324, 2325, 2326, 2327, 2328, 2329, 2330, 2331, 2332, 2333, 2334, 2335, 2336, 2337, 2338, 2339, 2340, 2341, 2342, 2343, 2344, 2345, 2346, 2347, 2348, 2349, 2350, 2351, 2352, 2353, 2354, 2355, 2356, 2357, 2358, 2359, 2360, 2361, 2362, 2363, 2364, 2365, 2366, 2367, 2368, 2369, 2370, 2371, 2372, 2373, 2374, 2375, 2376, 2377, 2378, 2379, 2380, 2381, 2382, 2383, 2384, 2385, 2386, 2387, 2388, 2389, 2390, 2391, 2392, 2393, 2394, 2395, 2396, 2397, 2398, 2399, 2400, 2401, 2402, 2403, 2404, 2405, 2406, 2407, 2408, 2409, 2410, 2411, 2412, 2413, 2414, 2415, 2416, 2417, 2418, 2419, 2420, 2421, 2422, 2423, 2424, 2425, 2426, 2427, 2428, 2429, 2430, 2431, 2432, 2433, 2434, 2435, 2436, 2437, 2438, 2439, 2440, 2441, 2442, 2443, 2444, 2445, 2446, 2447, 2448, 2449, 2450, 2451, 2452, 2453, 2454, 2455, 2456, 2457, 2458, 2459, 2460, 2461, 2462, 2463, 2464, 2465, 2466, 2467, 2468, 2469, 2470, 2471, 2472, 2473, 2474, 2475, 2476, 2477, 2478, 2479, 2480, 2481, 2482, 2483, 2484, 2485, 2486, 2487, 2488, 2489, 2490, 2491, 2492, 2493, 2494, 2495, 2496, 2497, 2498, 2499, 2500, 2501, 2502, 2503, 2504, 2505, 2506, 2507, 2508, 2509, 2510, 2511, 2512, 2513, 2514, 2515, 2516, 2517, 2518, 2519, 2520, 2521, 2522, 2523, 2524, 2525, 2526, 2527, 2528, 2529, 2530, 2531, 2532, 2533, 2534, 2535, 2536, 2537, 2538, 2539, 2540, 2541, 2542, 2543, 2544, 2545, 2546, 2547, 2548, 2549, 2550, 2551, 2552, 2553, 2554, 2555, 2556, 2557, 2558, 2559, 2560, 2561, 2562, 2563, 2564, 2565, 2566, 2567, 2568, 2569, 2570, 2571, 2572, 2573, 2574, 2575, 2576, 2577, 2578, 2579, 2580, 2581, 2582, 2583, 2584, 2585, 2586, 2587, 2588, 2589, 2590, 2591, 2592, 2593, 2594, 2595, 2596, 2597, 2598, 2599, 2600, 2601, 2602, 2603, 2604, 2605, 2606, 2607, 2608, 2609, 2610, 2611, 2612, 2613, 2614, 2615, 2616, 2617, 2618, 2619, 2620, 2621, 2622, 2623, 2624, 2625, 2626, 2627, 2628, 2629, 2630, 2631, 2632, 2633, 2634, 2635, 2636, 2637, 2638, 2639, 2640, 2641, 2642, 2643, 2644, 2645, 2646, 2647, 2648, 2649, 2650, 2651, 2652, 2653, 2654, 2655, 2656, 2657, 2658, 2659, 2660, 2661, 2662, 2663, 2664, 2665, 2666, 2667, 2668, 2669, 2670, 2671, 2672, 2673, 2674, 2675, 2676, 2677, 2678, 26

TABLE 1

metabolic

FMEC

LENTY **slow**

JOHN ALLEN V. MISLAND

typeA.html

ANDRA #

20418

12 APRIL 2018

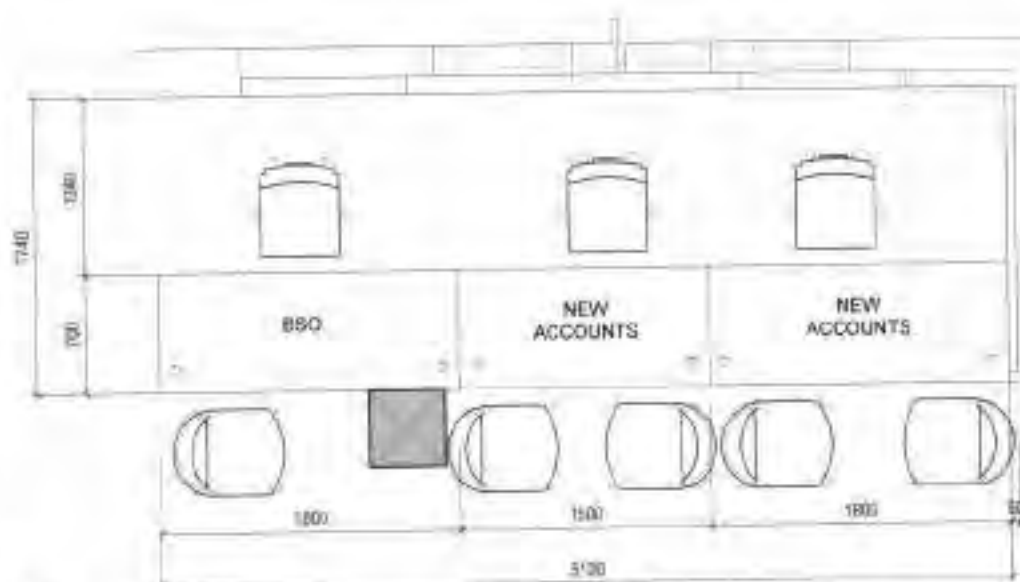
CHOCOLATE

A
2

D-18

NOTES:

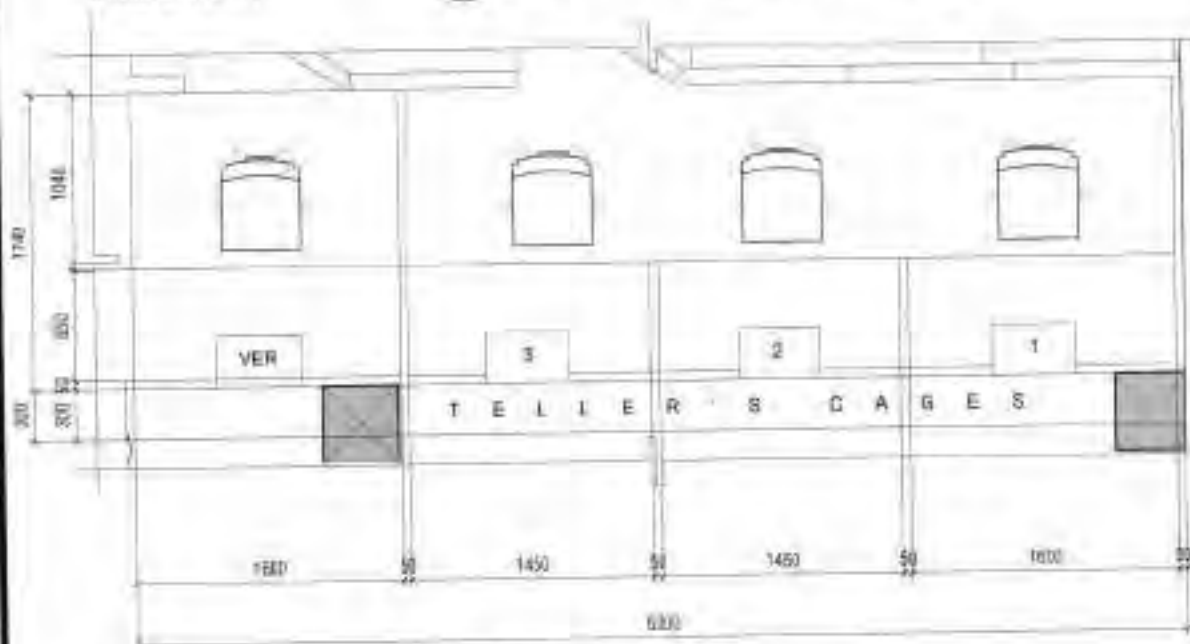
1. ALL DIMENSIONS IN THIS DRAWING SHALL HAVE FIRST PRIORITY OVER ALL OTHER DIMENSIONS.
 2. DIMENSIONS SHALL BE IN METERS AND ALL DIMENSIONS ARE TO CENTER UNLESS NOTED OTHERWISE.
 3. DIMENSIONS SHALL BE TO THE CENTERLINE OF THE WALL OR PARTITION UNLESS NOTED OTHERWISE.



NOTE

- PROVISION OF 2 NEW ACCOUNTS COUNTER (1.80METER WIDTH)

1 BSO AND NEW ACCOUNTS
 A-3 SCALE 1:40 METERS



NOTE

- MODIFICATION OF EXISTING TELLER'S CAGES

2 TELLER'S CAGES
 A-3 SCALE 1:40 METERS

REVISION DATE:

	PROJECT: PROPOSED LANDBANK DON CARLOS BRANCH RENOVATION	NOTED BY: JOHN ALBER V. MISLANO <small>(JAL) TEL. 9450</small>	DATE: 15 APRIL 2020	DESIGN: ANDREA P.	HEET NO: A 3
	LOCATION: DON CARLOS BRANCH, DON CARLOS CITY, BULACAN		DATE: 15 APRIL 2020	CHECKED: 	
			DATE: 	CHECKED: 	
			DATE: 	CHECKED: 	
			DATE: 	CHECKED: 	

NOTES

CLASS D



NOTE

- ALL SYSTEMS AT BACKWORKING AREA ARE TO BE RE-USED EXCEPT FOR BSO



PROPOSED LANDBANK DON CARLOS BRANCH RENOVATION

LIBRARY: JAMES H. JACKSON DRIVE 5155 SONENFELD DRIVE

1990-1991

SAVE:

JOHN ALDEN V. MANLANG
HEAD, TRU UNIT

THE BOSTON GLOBE

PMO

WITT INC.

FROM 8/1/2004

ANDERSON

Fig. 9

RELATIVE STRENGTH

client #1

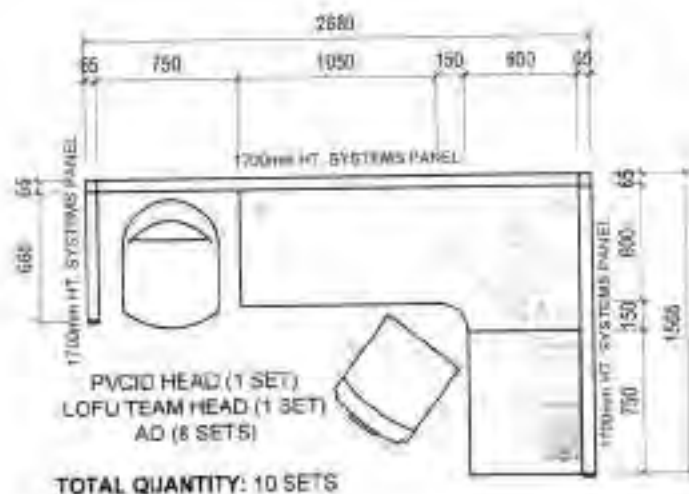
[illegible]

A

NOTES

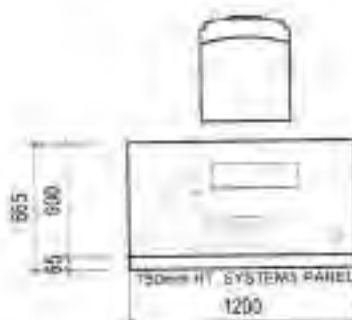
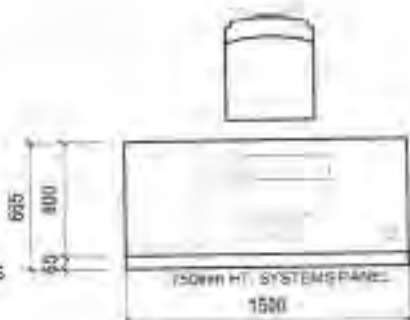
- WRITTEN DIMENSIONS ON THESE DRAWINGS SHALL HAVE PRECEDENCE OVER SCALED DIMENSIONS
- CONTRACTORS SHALL VERIFY AND BE RESPONSIBLE FOR ALL DIMENSIONS AND CONDITIONS ON THE JOB
- DISCREPANCIES BETWEEN DRAWINGS AND ACTUAL CONDITIONS MUST BE IMMEDIATELY FORWARDED TO PM FOR RESOLUTION

CLASS D



PVCID AREA (2 SETS)
LOFU AREA (4 SETS)
LC AREA (6 SETS)
VIDEO CONSOLE (1 SET)

TOTAL QUANTITY: 13 SETS



PVCID AREA (1 SET)
LC AREA (2 SETS)

TOTAL QUANTITY: 3 SETS

1 SYSTEMS FURNITURE - A

SFM-2 SCALE

1:40

METERS

REVISION DATE



PROJECT TITLE
**PROPOSED LANDBANK ISULAN
BUILDING (RENOVATION)**

LOCATION: 10th Floor, Landbank Isulan Building, 10th Floor, Landbank Isulan Building

DESIGNED BY

DATE

JOHN ALDEN V. WIRLANG
ARCHITECT

DESIGN: MARSON/PMED

REV. NO.

DATE: MAY 05, 2017

CHECKED:

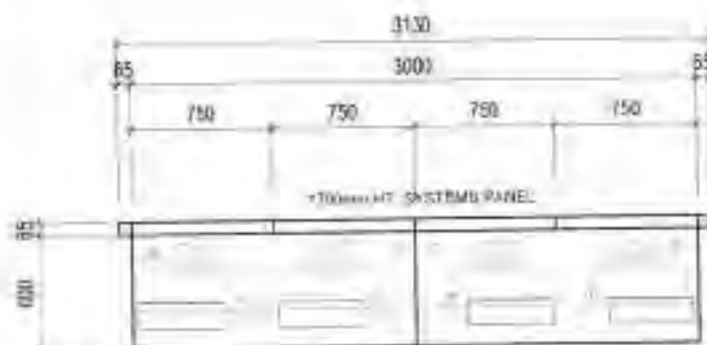
DATE:



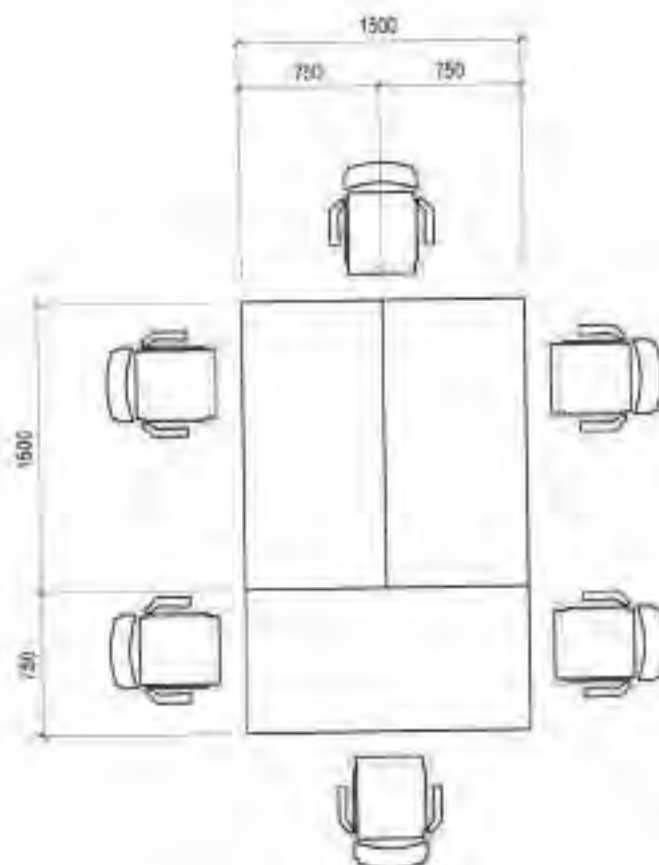
NOTES

- WRITTEN DIMENSIONS OF THESE DRAWINGS SHALL HAVE PRECEDENCE OVER SCALED DIMENSIONS.
- CONTRACTORS SHALL VERIFY AND BE RESPONSIBLE FOR ALL DIMENSIONS AND CONDITIONS ON THE JOB.
- DISCREPANCIES BETWEEN DRAWINGS AND ACTUAL CONDITION MUST BE IMMEDIATELY FORWARDED TO PMED FOR RESOLUTION.

CLASS D



COMPUTER COUNTER



CONFERENCE TABLE

1
A-2 SCALE 1:50 METERS

REVISION DATE



PROJECT TITLE

PROPOSED LANDBANK ISULAN
BUILDING (RENOVATION)

LOCATION: Landbank Isulan Building, 1000m HT SYSTEMS PANEL, 1000mm HT SYSTEMS PANEL

DESIGNED BY

DATE

JOHN ALBEN V. MIELANG
ARCHITECT

DESIGNED BY: MARSON-PMED

DATE: MAY 16, 2021

DRAWN BY: DELQ

CHECKED BY:

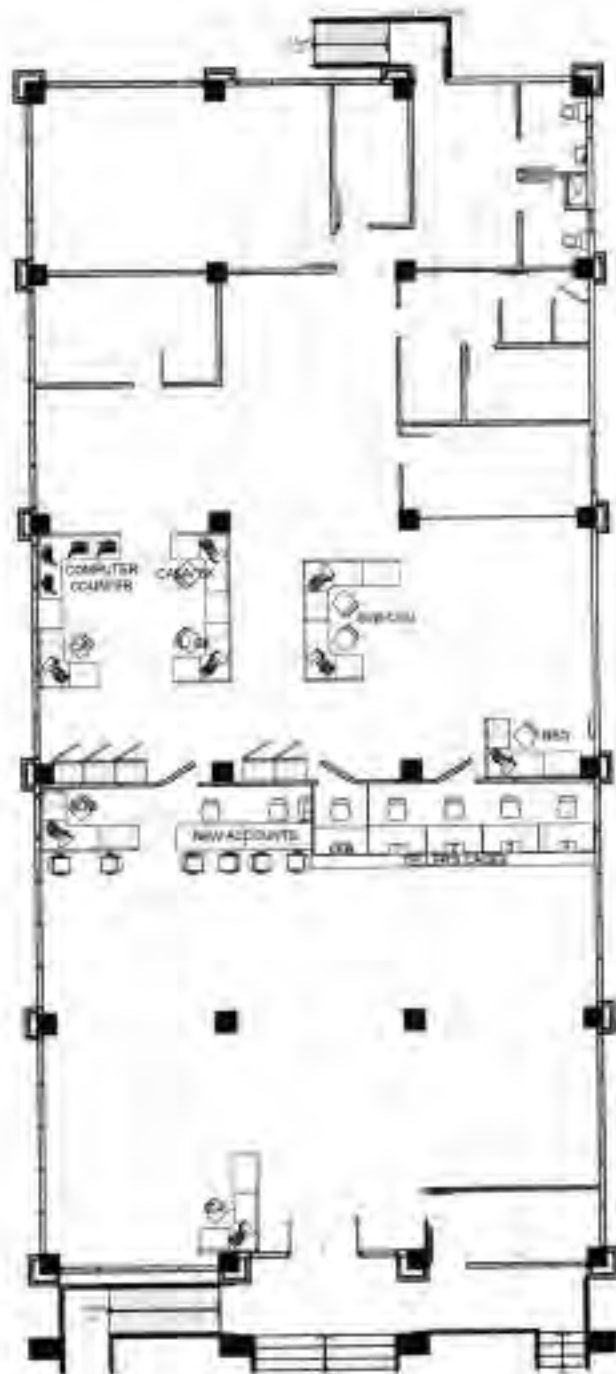
DATE:

SFM
3

NOTES

- WRITTEN DIMENSIONS ON THESE DRAWINGS SHALL HAVE PRECEDENCE OVER SCALED DIMENSIONS
- CONTRACTORS SHALL VERIFY AND BE RESPONSIBLE FOR ALL DIMENSIONS AND CONDITIONS ON THE JOB
- DISCREPANCIES BETWEEN DRAWINGS AND ACTUAL CONDITIONS MUST BE IMMEDIATELY FORWARDED TO PMO FOR RESOLUTION

CLASS D



KEY PLAN
A-1 SCALE 1:500 METERS

REVISIONS:

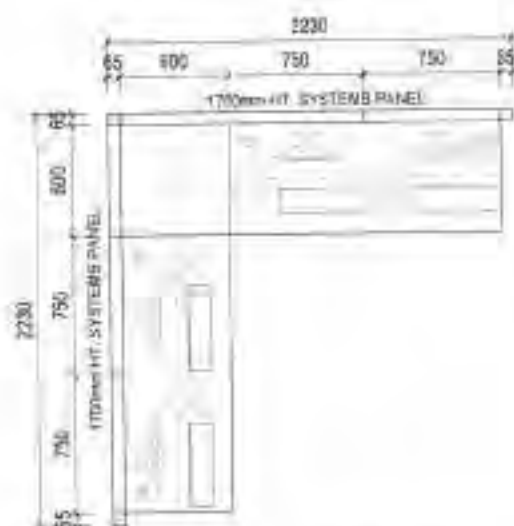
	PROJECT NO.	REVISION:	DATE:	DESIGN:	PMO:	APP. NO.
	PROPOSED LANDBANK MARAMAG BRANCH SYSTEMS FURNITURE RELAY LAYOUT LOCATION: LANDBANK BUILDING, SOUTH RODRIGUEZ, MARIKINA DIVISION	JOHN ALDEN V. MISLANG (HEAD, PMO)			DESIGN:	PMO:
					DATE:	RECEIVED
					CHECKED:	
					DATE:	

OFMS
1

NOTES:

- ALL THE DIMENSIONS IN THESE DRAWINGS SHALL HAVE PRECEDENCE OVER SEALED DIMENSIONS.
- CONTRACTOR SHALL VERIFY AND BE RESPONSIBLE FOR ALL DIMENSIONS AND CONDITIONS ON THE JOB.
- DISCREPANCIES BETWEEN DRAWINGS AND ACTUAL CONDITIONS MUST BE IMMEDIATELY FORWARDED TO PMO FOR SETTLEMENT.

CLASS D



COMPUTER COUNTER

SCALE 1:40 M



CASA/BK AND CA WORKSTATION

SCALE 1:40 M



SL/BK WORKSTATION

SCALE 1:40 M



SUB-COU WORKSTATION

SCALE 1:40 M

1 SYSTEMS FURNITURE - A

A-3

SCALE

1:40

METERS

REVISOR/DATE



PROJECT/NO.

**PROPOSED LANDBANK MARAMAG
BRANCH SYSTEMS FURNITURE RELAYOUT**

LOCATION: LANDBANK BUILDING, SOUTH-FORCADO, MARAMAG, PANGASINAN

DESIGNED BY

DATE

JOHN ALLEN V. NISLANG

HEAD OF DESIG.

DESIGN

REVISOR

SHEET NO.

DRAWN

NOV

DATE

MARCH 18, 2021

CHECKED

DATE

OFMS
3

D-25

NOTES:

- WRITTEN DIMENSIONS ON THESE DRAWINGS SHALL HAVE PRECEDENCE OVER SCALED DIMENSIONS.
- CONTRACTORS SHALL VERIFY AND BE RESPONSIBLE FOR ALL DIMENSIONS AND CONDITIONS ON THE JOB.
- DISCREPANCIES BETWEEN DRAWINGS AND ACTUAL CONDITIONS MUST BE IMMEDIATELY FORWARDED TO PM2 FOR RESOLUTION.

CLASS D



ROVING TELLER'S WORKSTATION

SCALE

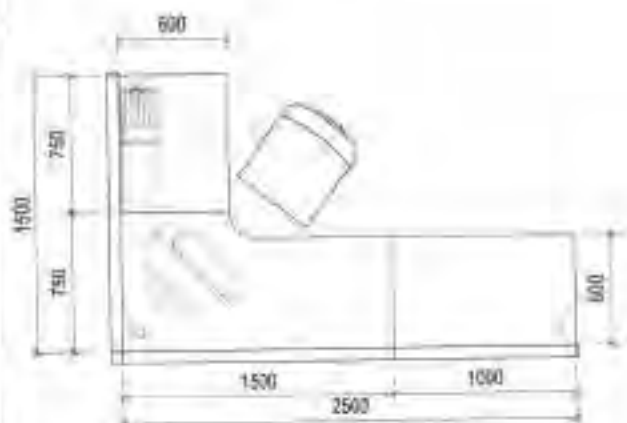
1:40 M



BSO WORKSTATION

SCALE

1:40 M



BOO WORKSTATION

SCALE

1:40 M



EA WORKSTATION

SCALE

1:40 M

1 SYSTEMS FURNITURE - B

SCALE

1:40

METERS

REVISION/DATE



PROJECT TITLE

**PROPOSED LANDBANK MARAMAG
BRANCH SYSTEMS FURNITURE RELAYOUT**

LOCATION: LANDBANK BLDG. 2ND FLOOR, MARAMAG, PANGASINAN

DESIGNED BY

DATE

JOHN AEREN V. MISLAND
HEAD TELLER

ISSUED

PROJECT

SHEET NO.

DRAWN

NO.

DATE

MARCH 15, 2021

CHECKED

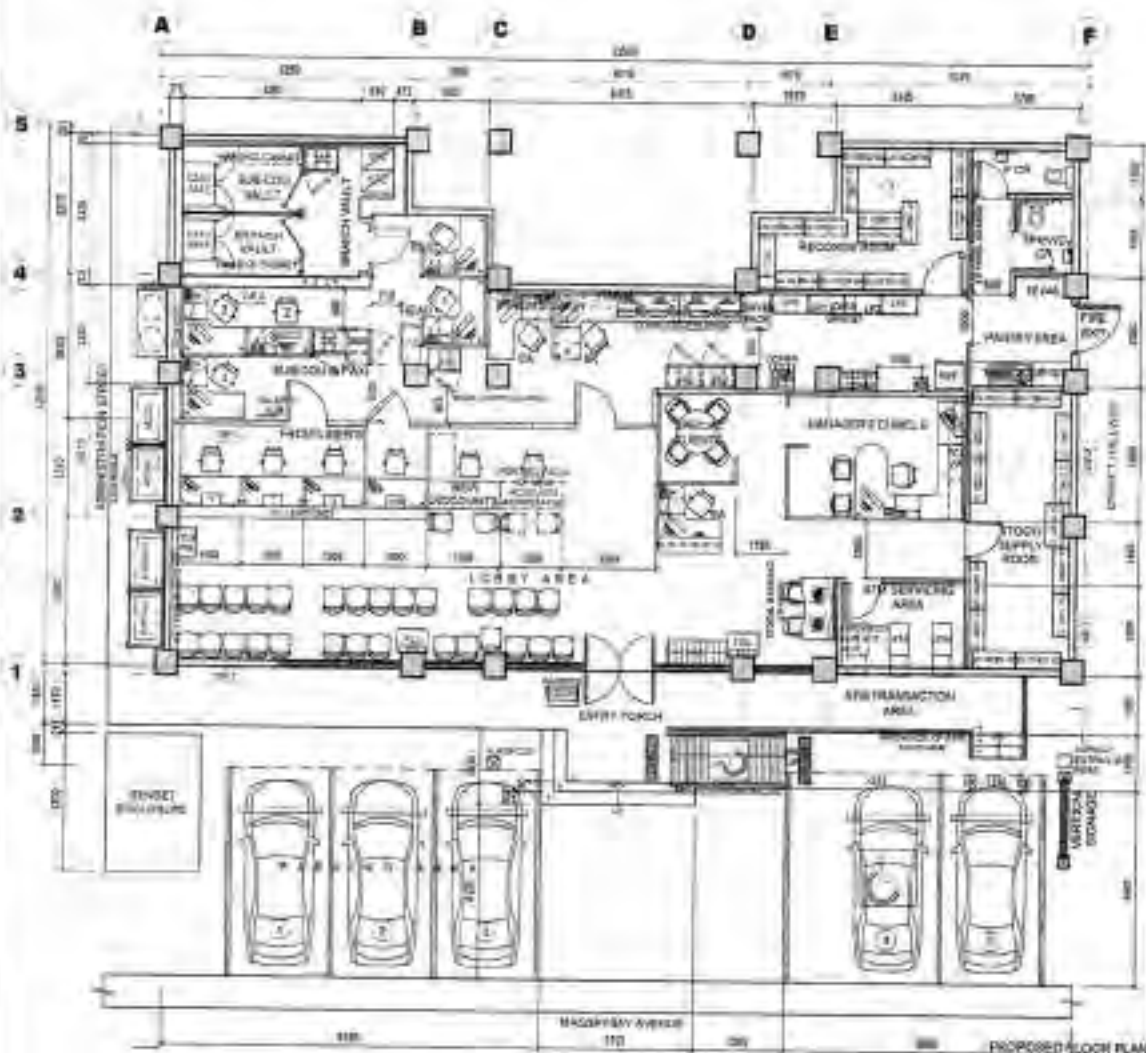
DATE

OFMS
4

NOTES:

1. WRITTEN DIMENSIONS ON THESE DRAWINGS SHALL HAVE PRECEDENCE OVER LOCATED DIMENSIONS.
2. CONTRACTORS SHALL VERIFY AND BE RESPONSIBLE FOR ALL DIMENSIONS AND VERIFICATION ON THE JOB.
3. DISCREPANCIES BETWEEN DRAWINGS AND ACTUAL CONDITIONS MUST BE IMMEDIATELY FORWARDED TO EMD FOR RESOLUTION.

CLASS D



1 KEY PLAN
A-1 SCALE 1:100 METERS

REVISIONS:



**PROPOSED LANDBANK ROXAS
BRANCH RENOVATION**

LOCATION: BAGUIO AVENUE CORNER ADMINISTRATION STREET, ROXAS,
DUTRA, BANGOR

DESIGN:

DATE:

DESIGN:

FILED:

NOTING:

JOHN ALBERT V. MIRLANG
NOT TO SCALE

DESIGN:

FILED:

NOTING:

DESIGN:

FILED:

NOTING:

DESIGN:

FILED:

NOTING:

DESIGN:

FILED:

NOTING:

DESIGN:

FILED:

NOTING:

DESIGN:

FILED:

NOTING:

DESIGN:

FILED:

NOTING:

DESIGN:

FILED:

NOTING:

DESIGN:

FILED:

NOTING:

DESIGN:

FILED:

NOTING:

DESIGN:

FILED:

NOTING:

DESIGN:

FILED:

NOTING:

DESIGN:

FILED:

NOTING:

DESIGN:

FILED:

NOTING:

DESIGN:

FILED:

NOTING:

DESIGN:

FILED:

NOTING:

DESIGN:

FILED:

NOTING:

DESIGN:

FILED:

NOTING:

DESIGN:

FILED:

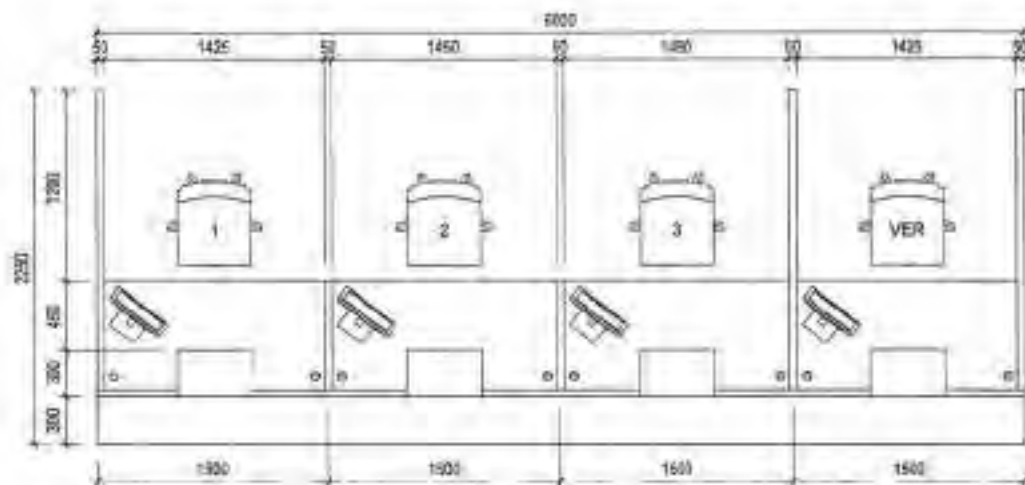
NOTING:

DESIGN:

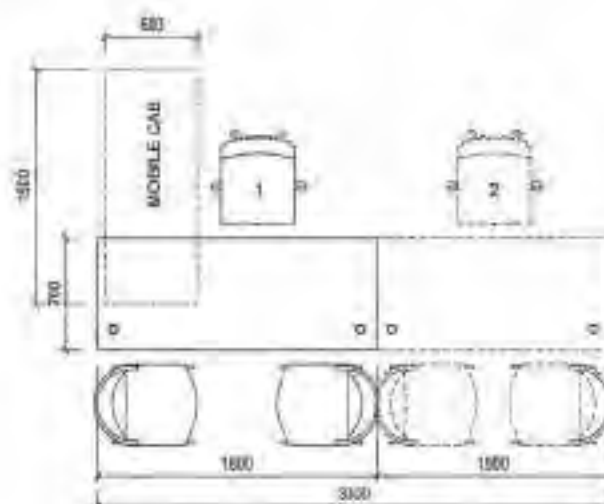
FILED:

NOTING:

0-27



1a **TELLERS' CAGES**
A-2 SCALE 1:40 METERS



1b **NEW ACCOUNTS**
A-2 SCALE 1:40 METERS

1 **OFFICE FURNITURE**
A-2

PROJECT NO.:



**PROPOSED LANDBANK ROXAS
BRANCH RENOVATION**

LAND BANK OF THE PHILIPPINES (LBP) - ROXAS BRANCH RENOVATION PROJECT - ROXAS
 (GENERAL CONTRACTOR)

NOTED:

DATE:

DESIGN:

PROJECT:

REVISION:

JOHN ALDEN Y. MISLANG

DESIGN:

PROJECT:

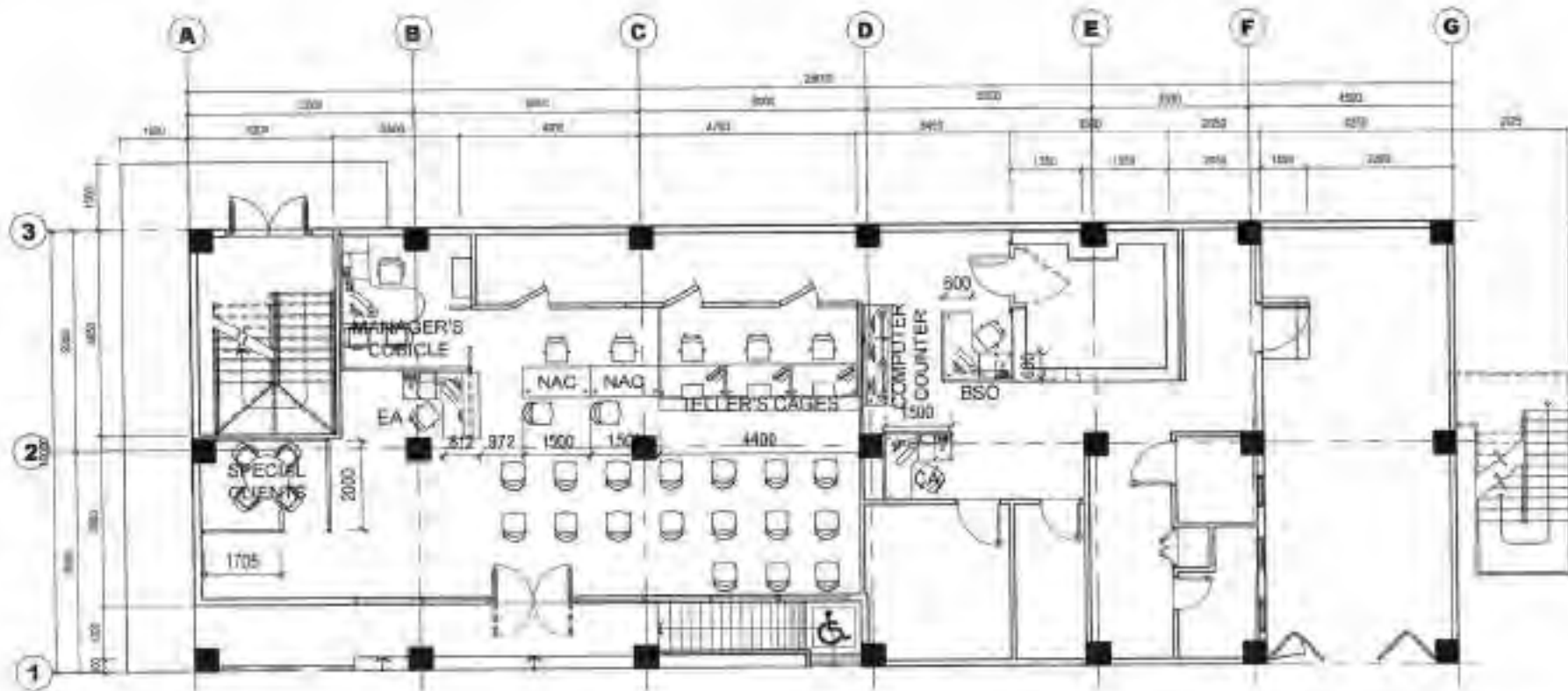
DATE:

15 JUNE 2020

CHECKED:

(DATE):

A
2



AT GROUND FLOOR
1 OF & SF KEY PLAN
 SCALE 1:150 METERS

REVISION/DATE:



LANDBANK OF THE PHILIPPINES
 PROJECT MANAGEMENT & ENGINEERING DEPT.
 198A M. H. DEL PILAR ST., CORNER OF SANITOS ST., JAWATE,
 MANILA

ITSL:

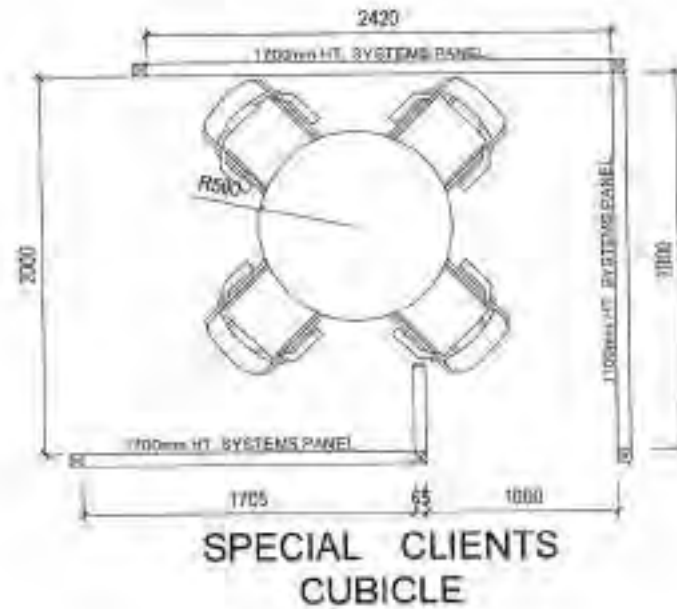
**PROPOSED LANDBANK TANJAY BRANCH
 BUILDING CONSTRUCTION**

LOCATION: 624A ST. BRGA. 2, TANJAY CITY, NEGROS ORIENTAL

DESIGN	PMED	DATE NO.
DRAWN	KUDREY PMED	
DATE	22 JUNE 2021	
CHECKED	PMED	
DATE	PMED	

A
1

b-29



1 SYSTEMS FURNITURE
A-3 SCALE 1:40 METERS

REVISION/DATE



LANDBANK OF THE PHILIPPINES

PROJECT MANAGEMENT & ENGINEERING DEPT.
1188 MH. DEL PUERTO, CORRECTOR GUAYDO ST. MALABO, MANILA

TITLE:

PROPOSED LANDBANK TANJAY BRANCH
BUILDING CONSTRUCTION

LOCATION: REALITY, WARD 2, TANJAY CITY, MINDORO ORIENTAL

DESIGNED: PMED

SHEET NO.:

DRAWN: ALBREY PMED

DATE: 22 JUNE 2021

CHECKED: PMED

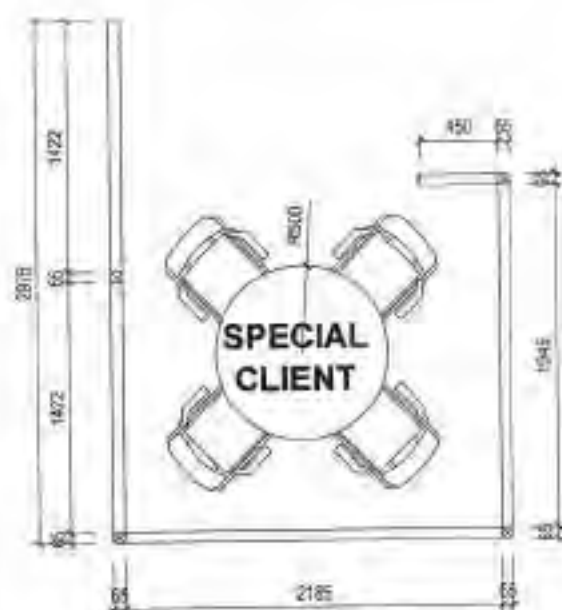
DATE: PMED

A
3

b-7c

NOTES:

- NOTES:



1 SYSTEMS FURNITURE - A

SEMA.2 / SEMA.3

912

THESE

REMARKS:



PROPOSED LANDBANK LUPON BRANCH
BUILDING CONSTRUCTION
(NEW UNIT)

LOCATION: AQUEDUCT OF LIVERPOOL ORIENTAL

Fact Sheet 14

DATE:

DESIGN

FILED

QUESTIONS

DATE: 11/11/14

150

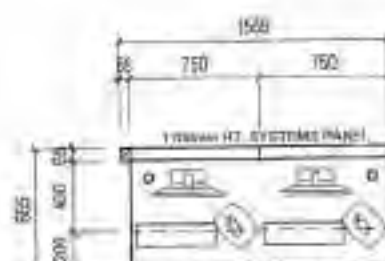
206

114



NOTES:

- * WRITTEN DIMENSIONS ON THESE DRAWINGS SHALL HAVE PRECEDENCE OVER SCALE DIMENSIONS
- * CONTRACTORS SHALL VERIFY AND BE RESPONSIBLE FOR ALL DIMENSIONS AND CONDITIONS ON THE JOB
- * DISCREPANCIES BETWEEN DRAWINGS AND ACTUAL CONDITION MUST BE IMMEDIATELY FORWARDED TO PMO/CAS RESOLUTION



COMPUTER COUNTER



1 SYSTEMS FURNITURE - B

SFM-3 SCALE

1:40

METERS

APPROVED:



PROJECT NO:
**PROPOSED LANDBANK LUPON BRANCH
 BUILDING CONSTRUCTION
 (NEW UNIT)**

LOCATION: AGRICULTURAL LUPON BRANCH

NOTED BY:

DATE:

DESIGN:

TIME:

BRIEF NO:

DRAWN:

SCALE:

DATE:

LUPON:

DATE:

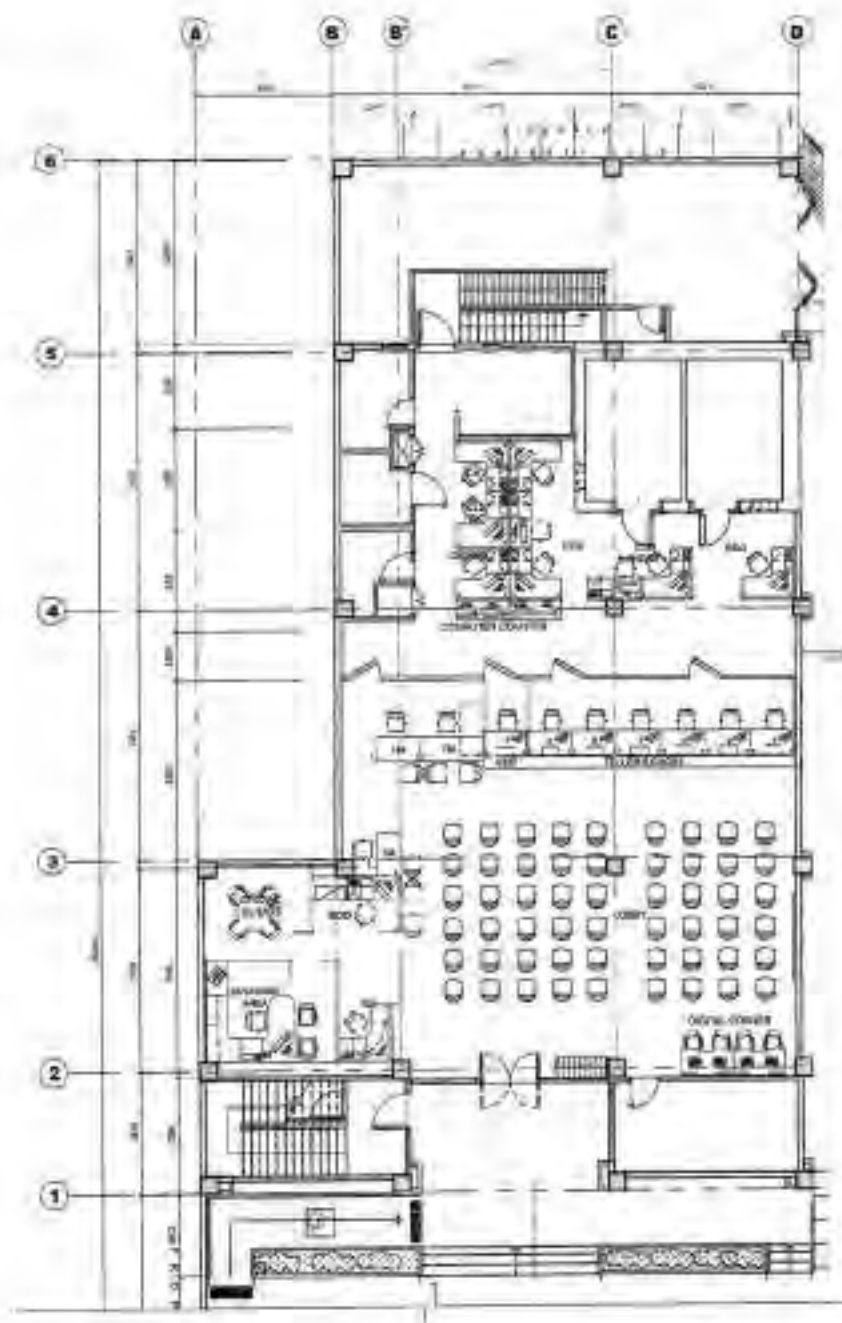
JOHN ALLEN V. MISLANG
 (1000 1000 1000)

SFM
3

NOTES:

1. WRITTEN DIMENSIONS ON THESE DRAWINGS SHALL HAVE PRECEDENCE OVER SCALED DIMENSIONS.
2. CONTRACTORS SHALL VERIFY AND BE RESPONSIBLE FOR ALL DIMENSIONS AND CONDITIONS ON THE JOB.
3. DISCREPANCIES BETWEEN DRAWINGS AND ACTUAL CONDITION MUST BE IMMEDIATELY FORWARDED TO PMED FOR RESOLUTION.

CLASS D



AT GROUND FLOOR
KEY PLAN
1
A-1 SCALE 1:200 METERS

(BY/DATE)



PROJECT TITLE
**PROPOSED LANDBANK BUTUAN
OFFICE BUILDING CONSTRUCTION**

LOCATION: BUTUAN CITY, BUTUAN, COTABATO, COTABATO PROVINCE

DESIGNED BY:

DATE:

CHECKED BY:

DATE:

PROJECT NO.:

JOHN ALLEN V. MISLANG
ARCHITECT

DATE:

DATE:

DATE:

DATE:

DATE:

DATE:

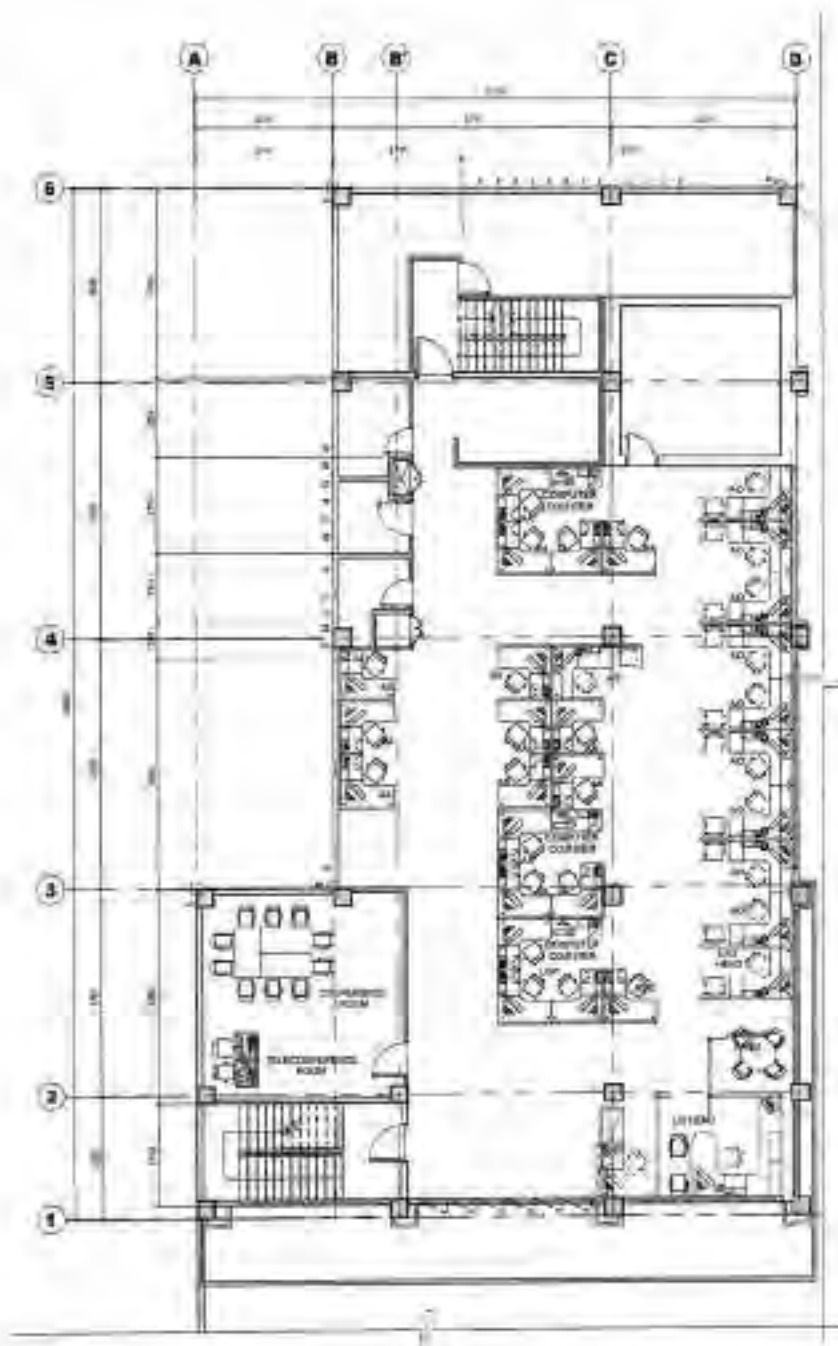
A
1

D-33

NOTES:

- 1. WRITTEN DIMENSIONS ON THESE DRAWINGS SHALL HAVE PRECEDENCE OVER SCALED DIMENSIONS.
- 2. CONTRACTORS SHALL VERIFY AND BE RESPONSIBLE FOR ALL DIMENSIONS AND CONDITIONS ON THE JOB.
- 3. DISCREPANCIES BETWEEN DRAWINGS AND ACTUAL CONDITIONS MUST BE IMMEDIATELY REPORTED TO PROJECT FOR RESOLUTION.

CLASS D



**AT SECOND FLOOR
KEY PLAN**
1
A-2 SCALE 1/32" = 1'-0" NOTES

OVERVIEW



**PROPOSED LANDBANK BUTUAN
OFFICE BUILDING CONSTRUCTION**

LOCATION: 11, BIRCHWOOD CITY OF BUTUAN, AGUINAYAN DISTRICT, BUTUAN CITY

NOTED BY:

DATE:

DESIGN:

TRAINED:

3000 NO:

JOHN ALDEN V. RISLAND
ARCHITECT

DRAWN:

REVIEW:

DATE:

03-03-2021

CHECKED:

DATE:

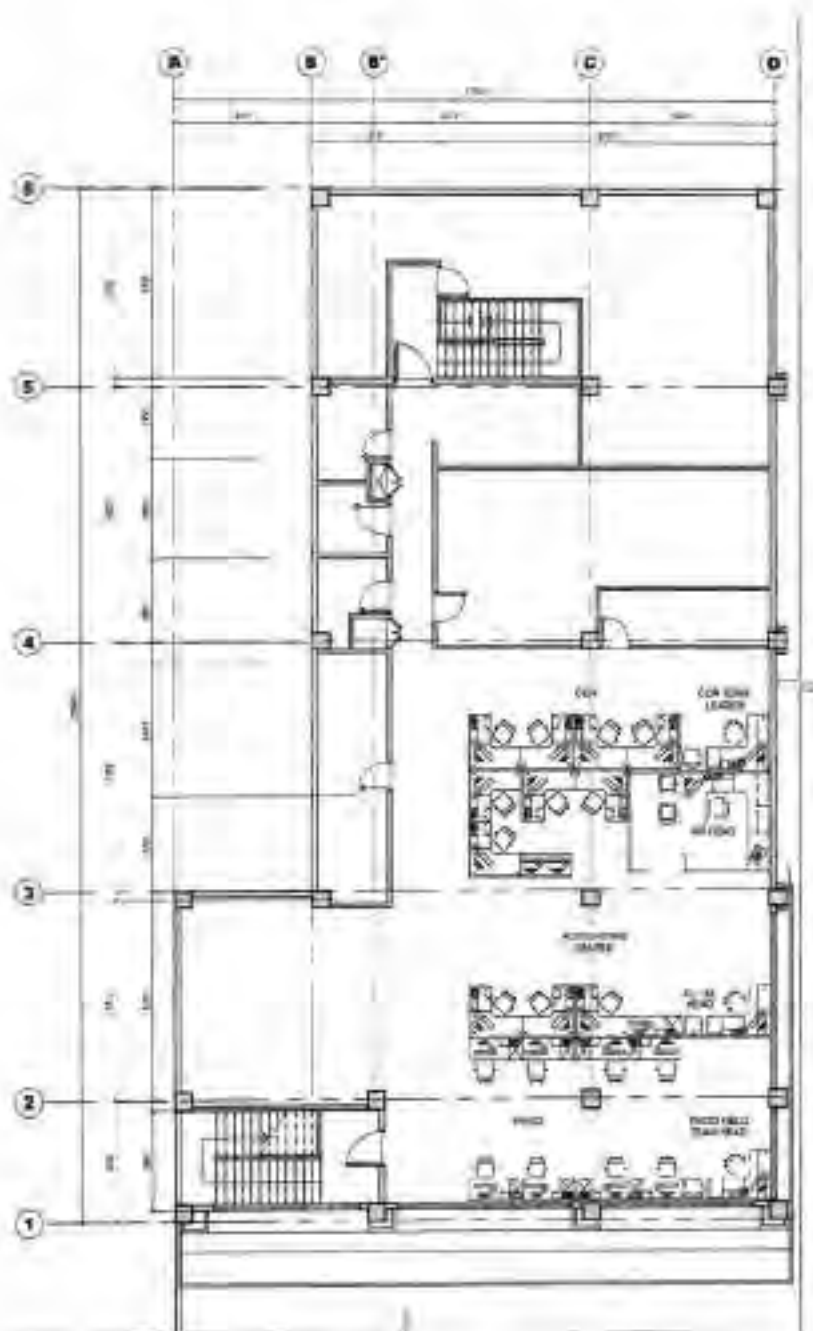
**A
2**

D-34

NOTES:

1. WRITTEN DIMENSIONS ON THESE DRAWINGS SHALL HAVE PRECEDENCE OVER SCALED DIMENSIONS.
2. CONTRACTORS SHALL VERIFY AND BE RESPONSIBLE FOR ALL DIMENSIONS AND CONDITIONS ON THE JOB.
3. DISCREPANCIES BETWEEN DRAWINGS AND ACTUAL CONDITIONS MUST BE IMMEDIATELY FORWARDED TO PMED FOR RESOLUTION.

CLASS D



**AT THIRD FLOOR
KEY PLAN**
1
A-3 SCALE 1:300 METERS

DATE: _____



PROJECT TITLE:

**PROPOSED LANDBANK BUTUAN
OFFICE BUILDING CONSTRUCTION**

LOCATION: R. SURFACE ST. CITY OF BUTUAN, AGUSAN DEL NORTE, PHILIPPINES

DESIGNED BY:

DATE:

JOHN ALBERT V. MISLAND

ARCHITECT

DESIGN:

TOU-PMED

UNIT NO:

BRANCH:

EDREI

DATE:

09-09-2021

CHECKED:

DATE:

**A
3**

D-35

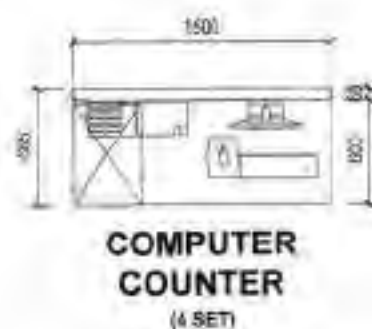
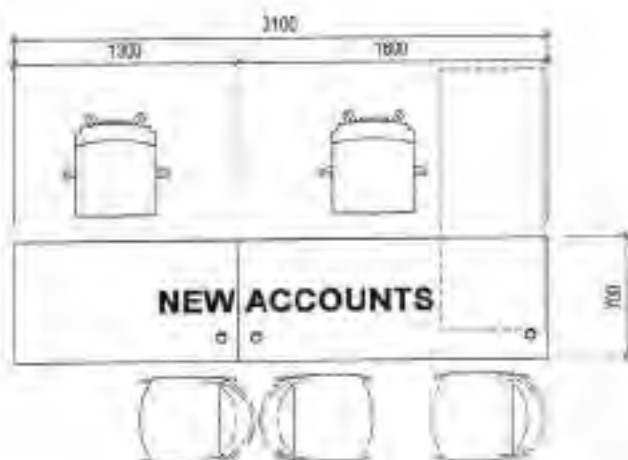
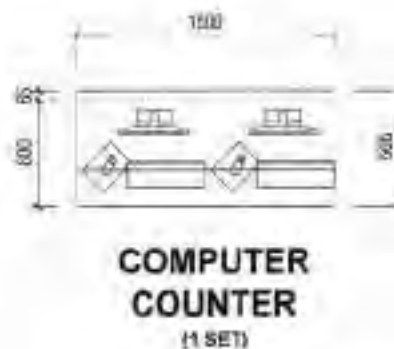
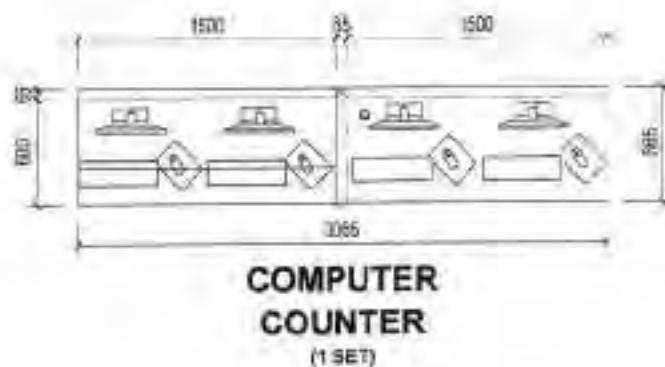
NOTES:

1. WRITTEN DIMENSIONS ON THESE DRAWINGS SHALL HAVE PRECEDENCE OVER SCALED DIMENSIONS.
2. CONTRACTORS SHALL VERIFY AND BE RESPONSIBLE FOR ALL DIMENSIONS AND CONDITIONS ON THE JOB.
3. DISCREPANCIES BETWEEN DRAWINGS AND ACTUAL CONDITIONS MUST BE IMMEDIATELY FORWARDED TO PMO FOR RESOLUTION.

CLASS D



NOTE:	
CA- 1 SET	LLBKK- 1 SET
CABA/RK- 1 SET	COU- 2 SETS
BSD- 1 SET	AA- 15 SETS
ASD- 1 SET	LCP- 3 SETS
CCA- 2 SETS	AC- 3 SETS



1 SYSTEMS FURNITURE - A

REVISION/DATE



PROJECT: PROPOSED LANDBANK BUTUAN OFFICE BUILDING CONSTRUCTION

LOCATION: SURVEY BY CITY OF BUTUAN AGUINALDE, NORTH COTABATO

DESIGNED BY:

DATE:

JOHN ALGER V. MIELAND
1992 JUN 1992

DESIGN:

TRAP/PHD

DRAWN:

EDIEL

CHECK:

05-03-2021

ENGINEER:

SITE:

UNIT NO:

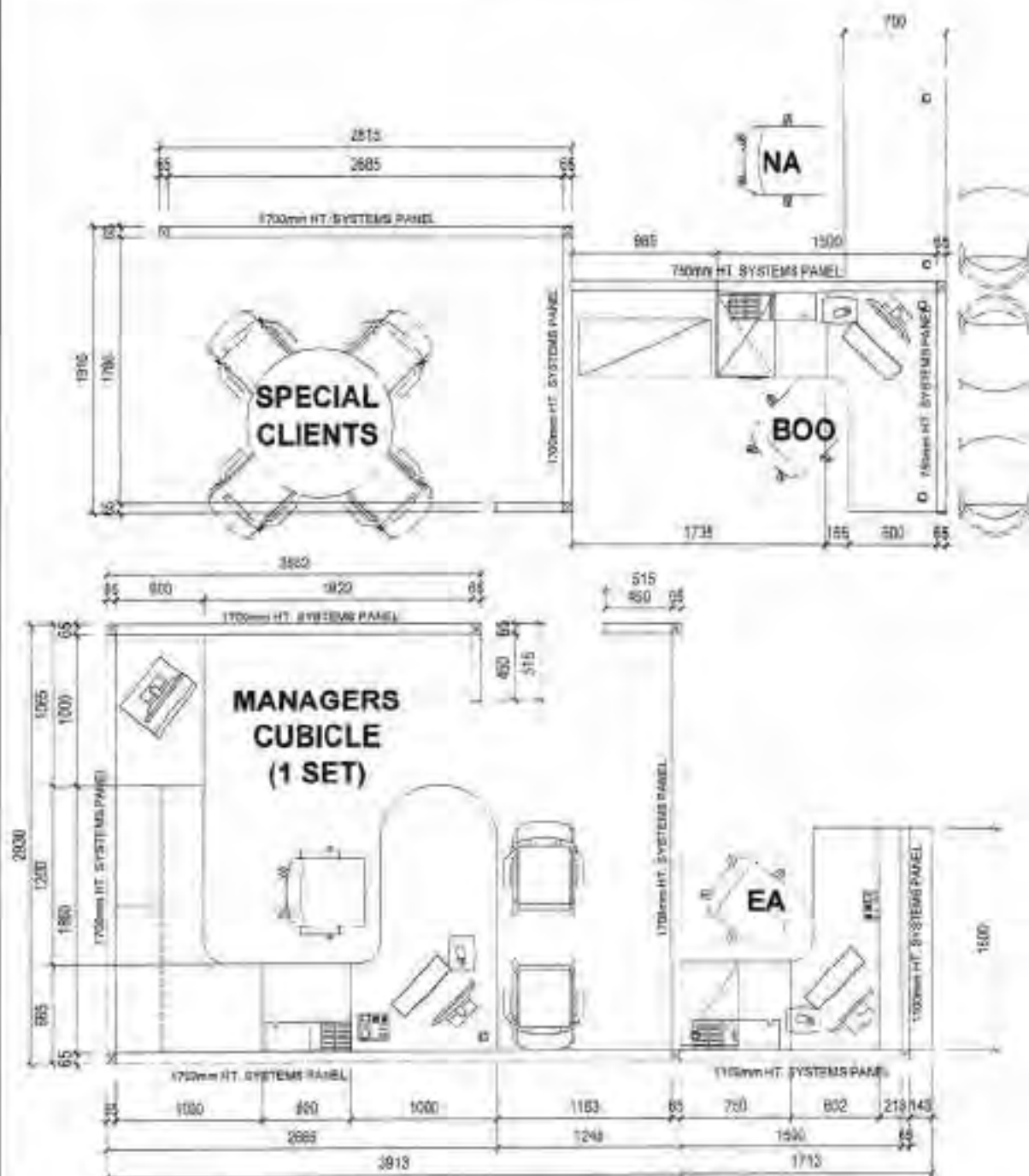
A
4

D-26

NOTES:

- 1. WRITTEN DIMENSIONS ON THESE DRAWINGS SHALL HAVE PRECEDENCE OVER SCALED DIMENSIONS.
- 2. CONTRACTORS SHALL VERIFY AND BE RESPONSIBLE FOR ALL DIMENSIONS AND CONDITIONS ON THE JOB.
- 3. DISCREPANCIES BETWEEN DRAWINGS AND ACTUAL CONDITION MUST BE IMMEDIATELY FORWARDED TO PMF FOR RESOLUTION.

CLASS D



1 SYSTEMS FURNITURE - B
A-5 SCALE 1:40 METERS

REVISION DATE



PROJECT: PROPOSED LANDBANK BUTUAN
OFFICE BUILDING CONSTRUCTION

LAND BANK OF THE PHILIPPINES

NOTED BY:

DATE:

DESIGN:

TECHNICAL:

INSTRUMENT:

DRAWN:

SCALE:

DATE:

DATE:

CHECKED:

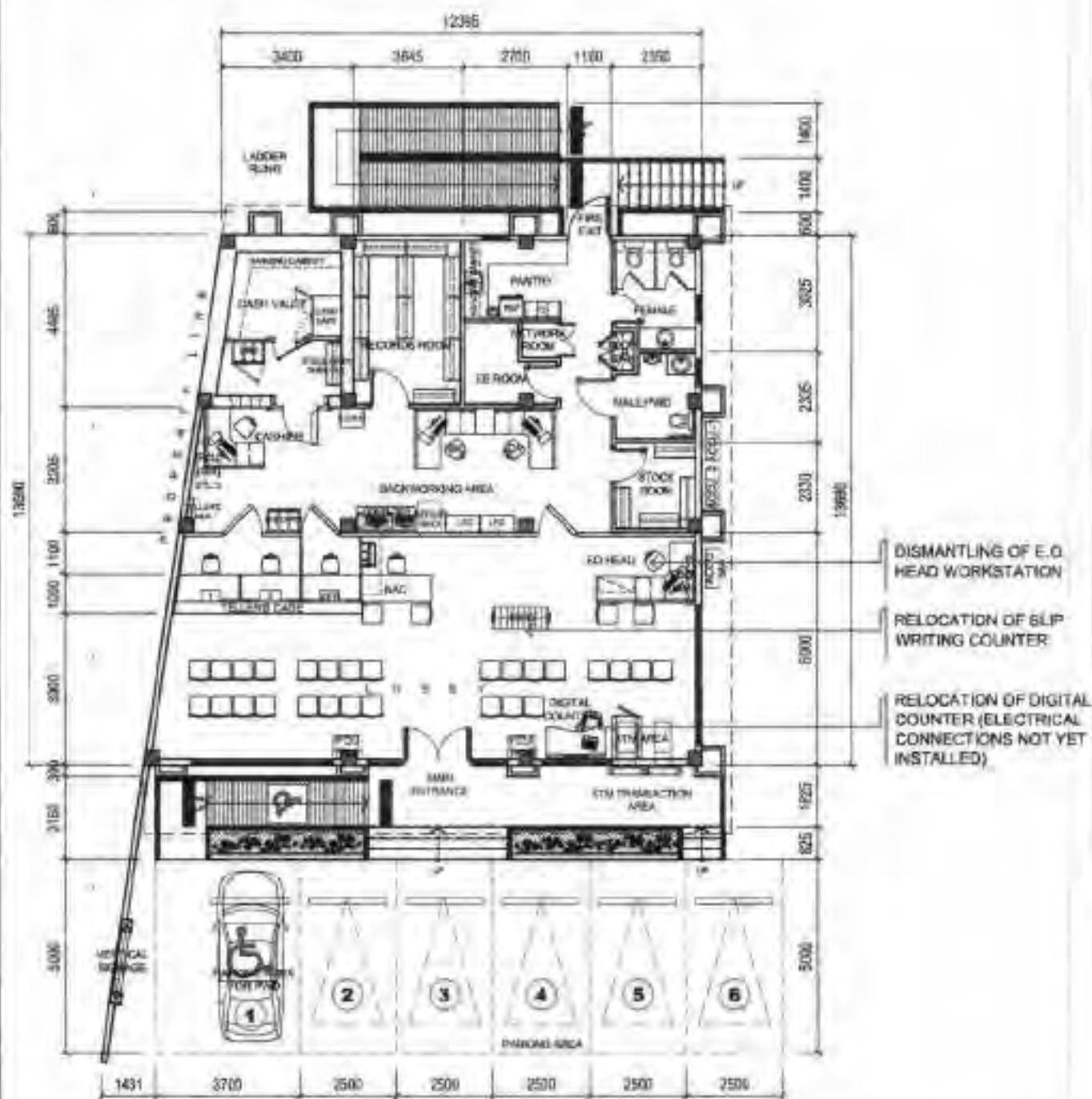
DATE:

DATE:

DATE:

A
5

D-37

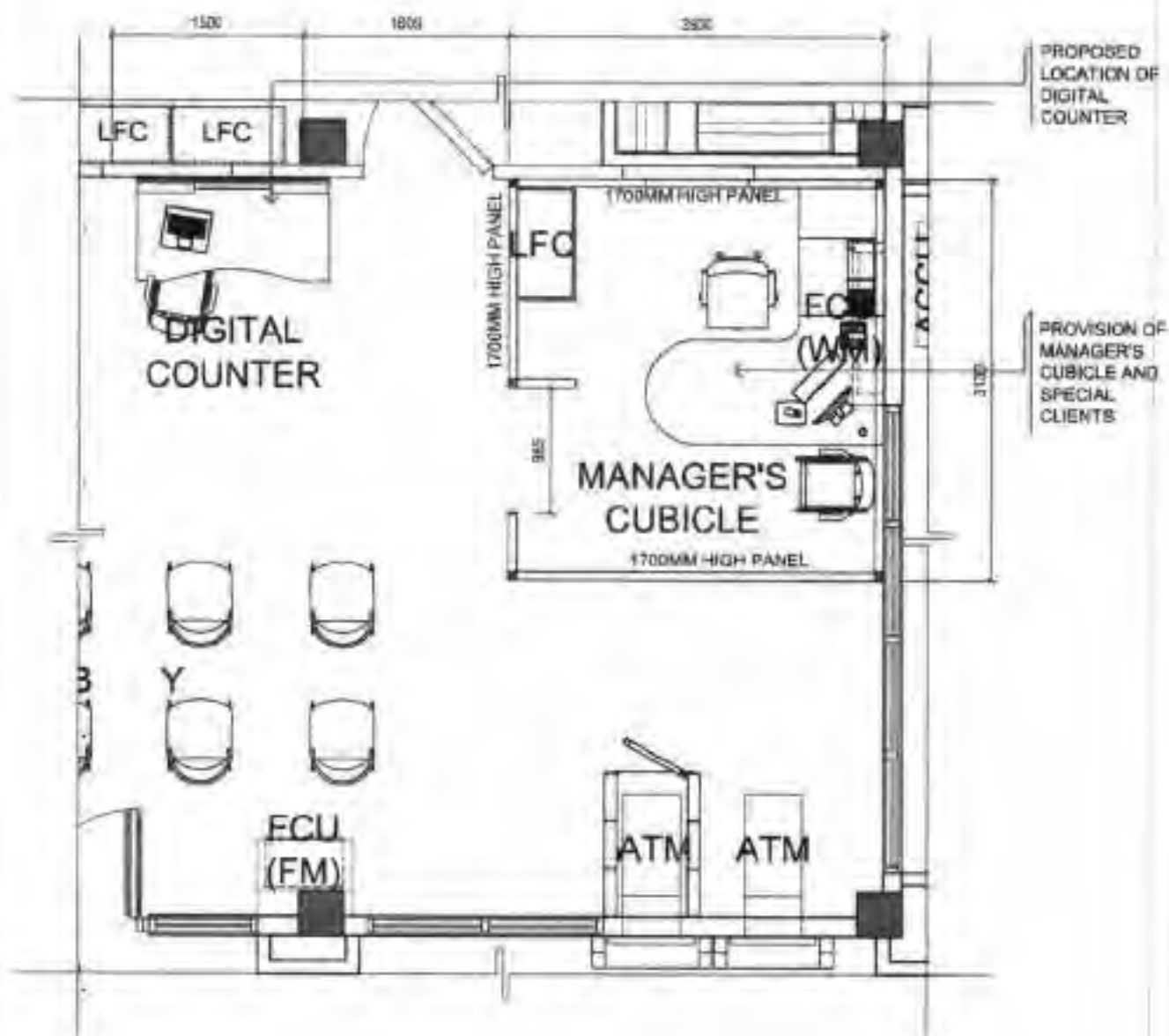


1 A-1 AS-FOUND FLOOR PLAN

REVISION DATE: 14 MAY 2021

PROJECT TITLE:	NOTED BY:	DATE:	DRAWN:	MADE:	SHEET NO:
PROPOSED LANDBANK SAN JUAN (LEYTE) BRANCH - RE-LAYOUT			REVIEWED BY:		A 1
			M. PADUA:		
			REVIEWED BY:		
			J. MISLANO:		

D-38



BLOW-UP PROPOSED FLOOR PLAN

REVISION DATE: 14 MAY 2021

1
A-3

SCALE

1:50

METERS



PROJECT TITLE:

PROPOSED LANDBANK SAN JUAN
(LEYTE) BRANCH - RE-LAYOUT

NOTED BY:

DATE:

DRAWN:

MATCH:

SHEET NO:

REVISIONS BY:

REVISIONS BY:

REVISIONS BY:

REVISIONS BY:

REVISIONS BY:

REVISIONS BY:

REVISIONS BY:

REVISIONS BY:

REVISIONS BY:

REVISIONS BY:

REVISIONS BY:

REVISIONS BY:

A
3

D-40

- ALL DIMENSIONS ON THESE DRAWINGS SHALL HAVE PRECEDENCE OVER SCALD DIMENSIONS.
- CONTRACTOR/SUPPLIER SHALL VERIFY AND BE RESPONSIBLE FOR ALL DIMENSIONS AND LOCATIONS OF THE EEL.
- FIELD MUST BE NOTIFIED IMMEDIATELY OF ANY VARIATIONS FROM THE DIMENSIONS AND LOCATIONS SHOWN IN THESE DRAWINGS.
- CONTRACTOR/SUPPLIER SHALL SUBMIT SHOP DRAWING AND PHOTO TYPE TO OWNER FOR APPROVAL BEFORE PRODUCTION.
- SUPPLIER TO SUBMIT FIVE (5) YEARS WARRANTY CERTIFICATE AGAINST DEFECTS IN MATERIALS AND WORKMANSHIP.



- 01 - ALUMINUM TOP / END CAP
- 02 - WORK TOP / COUNTER TOP
- 03 - GLASS PANEL (TOP-PANEL)
- 04 - FABRIC PANEL (MID-PANEL)
- 05 - PERFORATED METAL PANEL (BOTTOM PANEL)
- 06 - METAL GRILLE PANEL (FOR IN AND OUT TRAYS)
- 07 - METAL IN AND OUT TRAYS
- 08 - END SUPPORT PANEL

- 09 - CORNER CONNECTOR POST
- 10 - BASE COVER / RACEWAY
- 11 - GROMMET CAP
- 12 - STORAGE BIN WITH TASK LIGHT
- 13 - HEAVY DUTY ADJUSTABLE FOOT GUIDES
- 14 - CONVENIENCE OUTLET
- 15 - MODESTY PANEL



D-psi



8888 W. 10th Ave. Ste. 2000 • Denver, CO 80202 • 303.733.1111

MANAGER'S CUBICLE

LASTPASS STANDARD DETAILS SPECIFICATIONS

[Signature]
SPECIAL AGENT IN CHARGE

1501

MC
1 OF 8


NOTES:

- WRITTEN DIMENSIONS ON THESE DRAWINGS SHALL HAVE PRECEDENCE OVER SCALE DIMENSIONS.
- CONTRACTOR/SUPPLIER SHALL VERIFY AND BE RESPONSIBLE FOR ALL DIMENSIONS AND CONDITIONS OF THE JOB.
- PMED MUST BE NOTIFIED IMMEDIATELY OF ANY VARIATIONS FROM THE DIMENSIONS AND CONDITIONS SHOWN IN THESE DRAWINGS.
- CONTRACTOR/SUPPLIER SHALL SUBMIT SHOP DRAWING AND PROTOTYPE TO PMED FOR APPROVAL BEFORE PRODUCTION.
- SUPPLIER TO SUBMIT FIVE (5) YEARS WARRANTY CERTIFICATE AGAINST DEFECT IN PRODUCT AND WORKMANSHIP.

SPECIFICATIONS:

- | | |
|--|--|
| 01 - ALUMINUM TOP / END CAP | 09 - CORNER CONNECTOR POST |
| 02 - WORK TOP / COUNTER TOP | 10 - BASE COVER / RACEWAY |
| 03 - GLASS PANEL (TOP-PANEL) | 11 - GROMMET CAP |
| 04 - FABRIC PANEL (MID-PANEL) | 12 - STORAGE BIN WITH TASK LIGHT |
| 05 - PERFORATED METAL PANEL (BOTTOM PANEL) | 13 - HEAVY DUTY ADJUSTABLE FOOT GUIDES |
| 06 - METAL GRILLE PANEL (FOR IN AND OUT TRAYS) | 14 - CONVENIENCE OUTLET |
| 07 - METAL IN AND OUT TRAYS | 15 - MODESTY PANEL |
| 08 - END SUPPORT PANEL | |

CLASS D



LAND BANK OF THE PHILIPPINES
PROJECT MANAGEMENT & ENGINEERING DEPT.
1804 M. DEL PILAR ST., CORNER DR. QUINTOS ST., MALATE MANILA

TITLE:	RECOMMENDING APPROVAL
MANAGER'S CUBICLE	<i>[Signature]</i>
LAND BANK STANDARD DETAILS & SPECIFICATIONS	

DESIGN	TSU-PMED	SHEET NO.
DRAWN	TSU-PMED	MC 2 OF 8
DATE:	JULY 2020	
REVIEWED:	J. MISLANO	
DATE:		

D-412

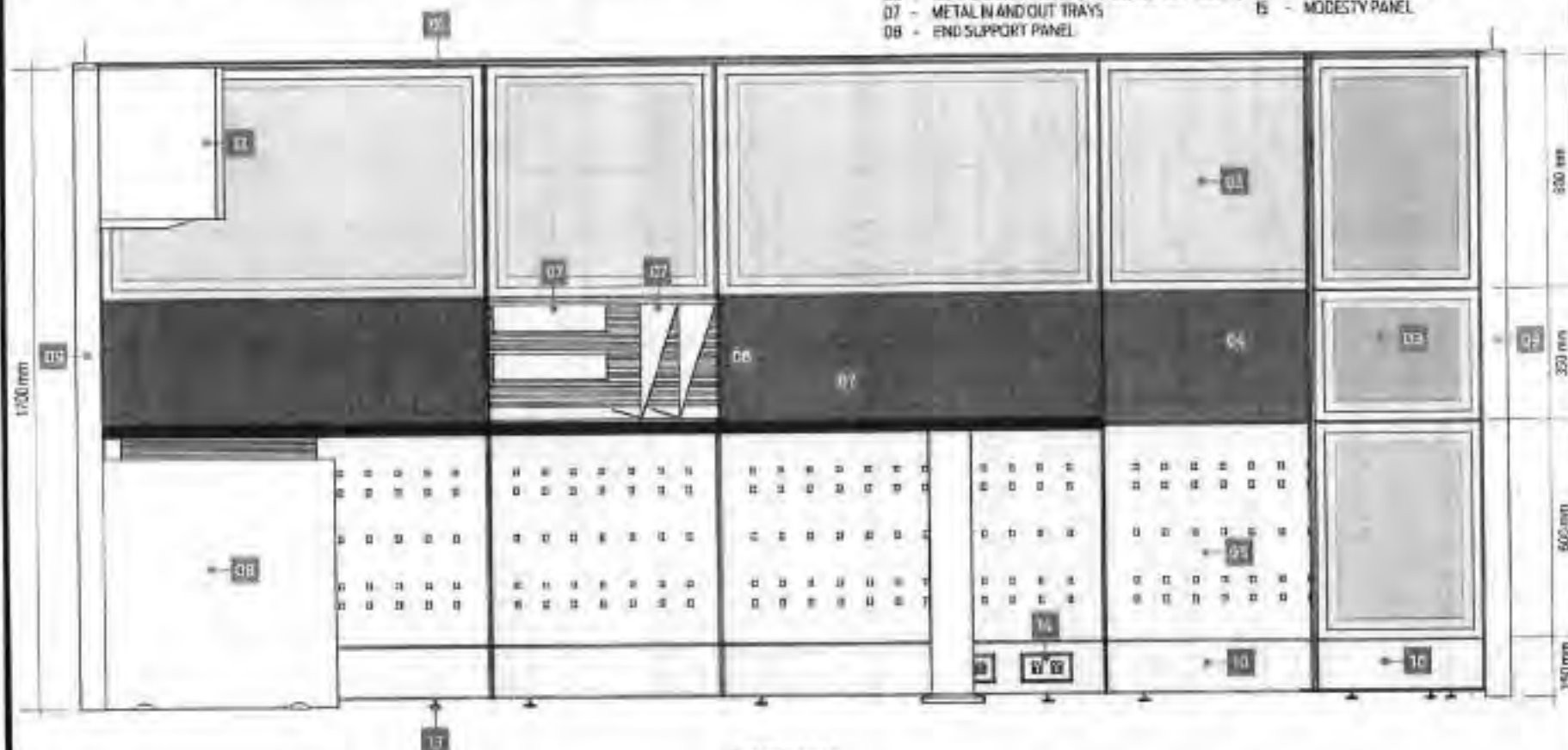
NOTES:

- WRITTEN DIMENSIONS ON THESE DRAWINGS SHALL HAVE PRECEDENCE OVER SCALED DIMENSIONS.
- CONTRACTOR/SUPPLIER SHALL VERIFY AND BE RESPONSIBLE FOR ALL DIMENSIONS AND CONDITIONS OF THE JOB.
- PMED MUST BE NOTIFIED IMMEDIATELY OF ANY VARIATIONS FROM THE DIMENSIONS AND CONDITIONS SHOWN IN THESE DRAWINGS.
- CONTRACTOR/SUPPLIER SHALL SUBMIT SHOP DRAWING AND PHOTO TYPE TO PMED FOR APPROVAL BEFORE PRODUCTION.
- SUPPLIER TO SUBMIT FIVE (5) YEARS WARRANTY CERTIFICATE AGAINST DEFECT IN PRODUCT AND WORKMANSHIP.

SPECIFICATIONS:

- | | |
|--|--|
| 01 - ALUMINUM TOP / END CAP | 09 - CORNER CONNECTOR POST |
| 02 - WORK TOP / COUNTER TOP | 10 - BASE COVER / RACEWAY |
| 03 - GLASS PANEL (TOP-PANEL) | 11 - GROMMET CAP |
| 04 - FABRIC PANEL (MID-PANEL) | 12 - STORAGE BIN WITH TASK LIGHT |
| 05 - PERFORATED METAL PANEL (BOTTOM PANEL) | 13 - HEAVY DUTY ADJUSTABLE FOOT GLIDES |
| 06 - METAL GRILLE PANEL (FOR IN AND OUT TRAYS) | 14 - CONVENIENCE OUTLET |
| 07 - METAL IN AND OUT TRAYS | 15 - MODESTY PANEL |
| 08 - END SUPPORT PANEL | |

CLASS D



SECTION 1



LAND BANK OF THE PHILIPPINES
PROJECT MANAGEMENT & ENGINEERING DEPT.

1558M H. DEL PILAR ST., CORNER DR. QUINTOS ST., MALATE MANILA

TITLE:

MANAGER'S CUBICLE

LANDBANK STANDARD DETAILS & SPECIFICATIONS

RECOMMENDING APPROVAL:

[Signature]
JANICE D. SAMANIEGO
HEAD DESIG.

DESIGN: TSU-PMED

DRAWN: TSU-PMED

DATE: JULY 2020

REVIEWED: J. MGLANG

DATE:

SHEET NO.

MC
3 OF 8

D-473

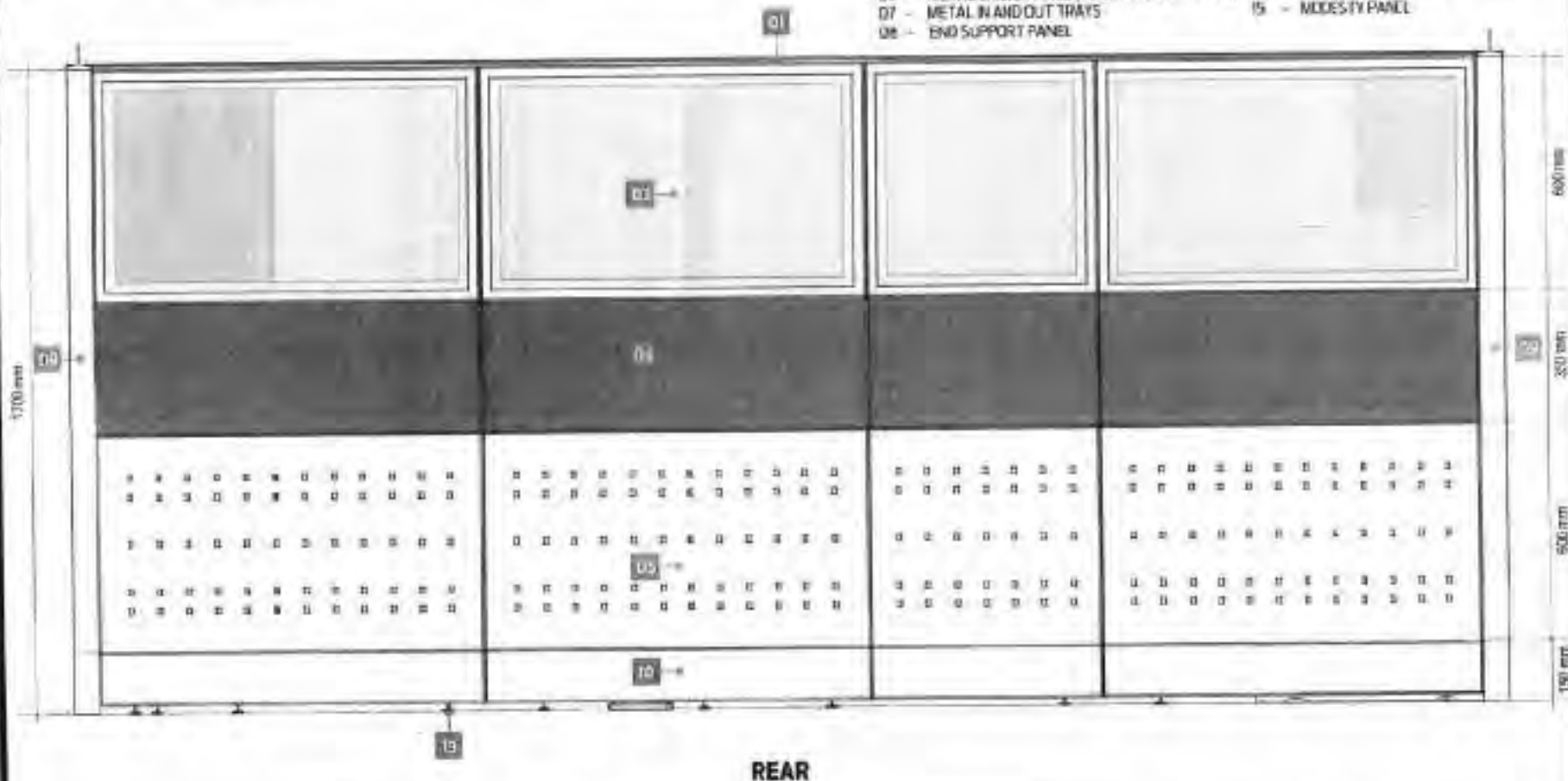
NOTES:

- WRITTEN DIMENSIONS ON THESE DRAWINGS SHALL HAVE PRECEDENCE OVER SCALED DIMENSIONS.
- CONTRACTOR/SUPPLIER SHALL VERIFY AND BE RESPONSIBLE FOR ALL DIMENSIONS AND CONDITIONS OF THE JOB.
- PHED MUST BE NOTIFIED IMMEDIATELY OF ANY VARIATIONS FROM THE DIMENSIONS AND CONDITIONS SHOWN IN THESE DRAWINGS.
- CONTRACTOR/SUPPLIER SHALL SUBMIT SHOP DRAWING AND PROTOTYPE TO PHED FOR APPROVAL BEFORE PRODUCTION.
- SUPPLIER TO SUBMIT FIVE (5) YEARS WARRANTY CERTIFICATE AGAINST DEFECT IN PRODUCT AND WORKMANSHIP.

SPECIFICATIONS:

- | | |
|--|--|
| 01 - ALUMINUM TOP / END CAP | 09 - CORNER CONNECTOR POST |
| 02 - WORK TOP / COUNTER TOP | 10 - BASE COVER / RACEWAY |
| 03 - GLASS PANEL (TOP-PANEL) | 11 - GROMMET CAP |
| 04 - FABRIC PANEL (MID-PANEL) | 12 - STORAGE BIN WITH TASK LIGHT |
| 05 - PERFORATED METAL PANEL (BOTTOM PANEL) | 13 - HEAVY DUTY ADJUSTABLE FOOT GUIDES |
| 06 - METAL GRILLE PANEL (FOR IN AND OUT TRAYS) | 14 - CONVENIENCE OUTLET |
| 07 - METAL IN AND OUT TRAYS | 15 - MODULITY PANEL |
| 08 - END SUPPORT PANEL | |

CLASS D



LAND BANK OF THE PHILIPPINES
PROJECT MANAGEMENT & ENGINEERING DEPT.

1999 A.H. DEL PILAR ST., CORNER DR. QUINTOS ST., MALATE MANILA

TITLE:

MANAGER'S CUBICLE

LAND BANK STANDARD DETAILS & SPECIFICATIONS

RECOMMENDING APPROVAL:

[Signature]
HEAD, PHED

DESIGN: TSU-FMED

DRAWN: TSU-FMED

DATE: JULY 2020

REVIEWED: J. MISLANO

DATE:

SHEET NO:

MC
4 OF 8


NOTES:

- WRITTEN DIMENSIONS ON THESE DRAWINGS SHALL HAVE PRECEDENCE OVER SCALE DIMENSIONS.
- CONTRACTOR/SUPPLIER SHALL VERIFY AND BE RESPONSIBLE FOR ALL DIMENSIONS AND CONDITIONS OF THE JOB.
- PMED MUST BE NOTIFIED IMMEDIATELY OF ANY VARIATIONS FROM THE DIMENSIONS AND CONDITIONS SHOWN IN THESE DRAWINGS.
- CONTRACTOR/SUPPLIER SHALL SUBMIT SHOP DRAWING AND PROTOTYPE TO PMED FOR APPROVAL BEFORE PRODUCTION.
- SUPPLIER TO SUBMIT FIVE (5) YEARS WARRANTY CERTIFICATE AGAINST DEFECT IN PRODUCT AND WORKMANSHIP.

SPECIFICATIONS:

- | | |
|--|--|
| 01 - ALUMINUM TOP / END CAP | 09 - CORNER CONNECTOR POST |
| 02 - WORK TOP / COUNTER TOP | 10 - BASE COVER / RACEWAY |
| 03 - GLASS PANEL (TOP-PANEL) | 11 - GROMMET CAP |
| 04 - FABRIC PANEL (MID-PANEL) | 12 - STORAGE BIN WITH TASK LIGHT |
| 05 - PERFORATED METAL PANEL (BOTTOM PANEL) | 13 - HEAVY DUTY ADJUSTABLE FOOT GLIDES |
| 06 - METAL GRILLE PANEL (FOR IN AND OUT TRAYS) | 14 - CONVENIENCE OUTLET |
| 07 - METAL IN AND OUT TRAYS | 15 - MODESTY PANEL |
| 08 - END SUPPORT PANEL | |

CLASS D



RIGHT SIDE



LAND BANK OF THE PHILIPPINES
PROJECT MANAGEMENT & ENGINEERING DEPT.
1528 M.H. DEL PILAR ST., CORNER DR. GUINPOS ST., MALATE MANILA

TITLE:

MANAGER'S CUBICLE

LAND BANK STANDARD DETAILS & SPECIFICATIONS

RECOMMENDING APPROVAL:

Enrico J. Samanco
HEAD, PMED

DESIGN: TSU-PMED

DRAWN: TSU-PMED

DATE: JULY 2020

REVIEWED: J. MISLANG

DATE:

SHEET NO:

MC
5 OF 8

D-45


NOTES:

- WRITTEN DIMENSIONS ON THESE DRAWINGS SHALL HAVE PREFERENCE OVER SCALED DIMENSIONS.
- CONTRACTOR/SUPPLIER SHALL VERIFY AND BE RESPONSIBLE FOR ALL DIMENSIONS AND CONDITIONS OF THE JOB.
- PMED MUST BE NOTIFIED IMMEDIATELY OF ANY VARIATIONS FROM THE DIMENSIONS AND CONDITIONS SHOWN IN THESE DRAWINGS.
- CONTRACTOR/SUPPLIER SHALL SUBMIT SHOP DRAWINGS AND PROTOTYPE TO PMED FOR APPROVAL BEFORE PRODUCTION.
- SUPPLIER TO SUBMIT FIVE (5) YEARS WARRANTY CERTIFICATE AGAINST DEFECT IN PRODUCT AND WORKMANSHIP.

SPECIFICATIONS:

- | | |
|--|--|
| 01 - ALUMINUM TOP / END CAP | 09 - CORNER CONNECTOR POST |
| 02 - WORK TOP / COUNTER TOP | 10 - BASE COVER / RACEWAY |
| 03 - GLASS PANEL (TOP PANEL) | 11 - GROMMET CAP |
| 04 - FABRIC PANEL (MID-PANEL) | 12 - STORAGE BIN WITH TASK LIGHT |
| 05 - PERFORATED METAL PANEL (BOTTOM PANEL) | 13 - HEAVY DUTY ADJUSTABLE FOOT GLIDES |
| 06 - METAL GRILLE PANEL (FOR IN AND OUT TRAYS) | 14 - CONVENIENCE OUTLET |
| 07 - METAL IN AND OUT TRAYS | 15 - MODESTY PANEL |
| 08 - END SUPPORT PANEL | |

CLASS D



LEFT SIDE



LAND BANK OF THE PHILIPPINES
PROJECT MANAGEMENT & ENGINEERING DEPT.
1526 M.H. DEL PILAR ST., CORNER DE CUNTO'S ST. MALATE MANILA

TITLE:

MANAGER'S CUBICLE

LAND BANK STANDARD DETAILS & SPECIFICATIONS

RECOMMENDING APPROVAL:

[Signature]
JESCO D.J. SANCHEZ
HEAD, PMED

DESIGN: TSU-PMED

DRAWN: TSU-PMED

DATE: JULY 2020

REVIEWED: J. MISLANO

DATE:

SHEET NO.

MC
6 OF 8

D-246

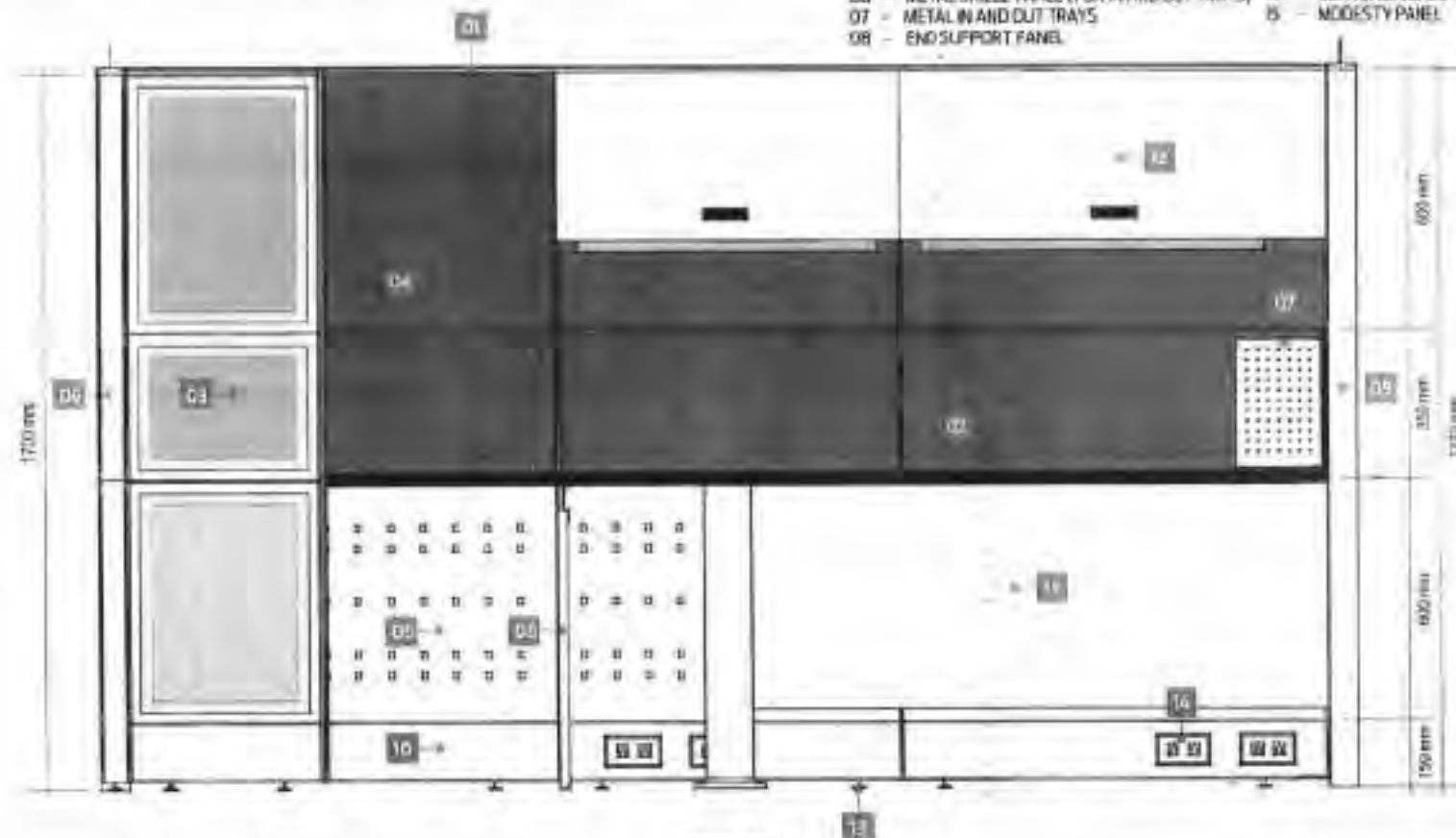
NOTES:

- WRITTEN DIMENSIONS ON THESE DRAWINGS SHALL HAVE PRECEDENCE OVER SCALE DIMENSIONS.
- CONTRACTOR/SUPPLIER SHALL VERIFY AND BE RESPONSIBLE FOR ALL DIMENSIONS AND CONDITIONS OF THE JOB.
- PMED MUST BE NOTIFIED IMMEDIATELY OF ANY VARIATIONS FROM THE DIMENSIONS AND CONDITIONS SHOWN IN THESE DRAWINGS.
- CONTRACTOR/SUPPLIER SHALL SUBMIT SHOP DRAWING AND PROTOTYPE TO PMED FOR APPROVAL BEFORE PRODUCTION.
- SUPPLIER TO SUBMIT FIVE (5) YEARS WARRANTY CERTIFICATE AGAINST DEFECT IN PRODUCT AND WORKMANSHIP.

SPECIFICATIONS:

- | | |
|--|--|
| 01 - ALUMINUM TOP / END CAP | 09 - CORNER CONNECTOR POST |
| 02 - WORK TOP / COUNTER TOP | 10 - BASE COVER / RAILWAY |
| 03 - GLASS PANEL (TOP-PANEL) | 11 - GROMMET CAP |
| 04 - FABRIC PANEL (MID-PANEL) | 12 - STORAGE BIN WITH TASK LIGHT |
| 05 - PERFORATED METAL PANEL (BOTTOM PANEL) | 13 - HEAVY DUTY ADJUSTABLE FOOT GLIDES |
| 06 - METAL GRILLE PANEL (FOR IN AND OUT TRAYS) | 14 - CONVENIENCE OUTLET |
| 07 - METAL IN AND OUT TRAYS | 15 - MODESTY PANEL |
| 08 - END SUPPORT PANEL | |

CLASS D



SECTION 2



LAND BANK OF THE PHILIPPINES
PROJECT MANAGEMENT & ENGINEERING DEPT.
1199M.H. DEL PEAR ST., CORNER DR. GUINOS ST., MALATE MANILA

DATE:	RECOMMENDING APPROVAL:
MANAGER'S CUBICLE	<i>[Signature]</i> ENRICO DJ. SAMARINO HEAD PMED
LAND BANK STANDARD DETAILS & SPECIFICATIONS	

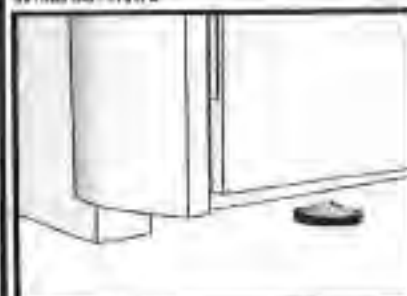
DESIGN:	TSU/PMD
DRAWN:	TSU/PMD
DATE:	JULY 1998
REVIEWED:	J. VELASCO
DATE:	

SHEET NO.
**MC
7 OF 8**

D-447




IN AND OUT TRAYS



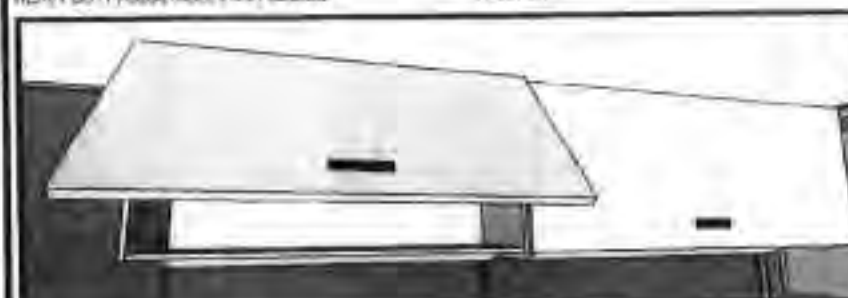
HEAVY DUTY ADJUSTABLE FOOT GLIDES



GROMMET CAP



RACEWAY



STORAGE BIN WITH TASK LIGHT

ACCESSORIES

DESCRIPTIONS

PANEL SYSTEM

-FOR SEGMENTED AND COMPOSITE PANELS INCLUDING THE ELECTRICAL AND DATA/PORT ACCESS

HEIGHT

-OVER-ALL PANEL HEIGHT SHALL BE 2000mm (SEE ATTACHED LAYOUT)

WIDTH

-WIDTH RANGING FROM 600mm, 750mm, 900mm, 1000mm, 1500mm and 1800mm (SEE ATTACHED LAYOUT)

THICKNESS

-PANEL THICKNESS SHALL BE GA. 16 COLD ROLLED METAL WITH A MINIMUM OF 0.2mm THK TO 0.5mm THK

GLASS (TOP PANEL)

-DOUBLE GLASS WALL SHALL BE 6mm THK TEMPERED WITH 50mm THK ALUM. FRAME ON POWDER COATED FINISH

-ASSEMBLED THROUGH CLIP-ON CONNECTION

COLOR: GRAY (SUBJECT FOR APPROVAL)

FABRIC (TOP/MID PANEL)

-PANEL FABRIC SURFACE AREA SHOULD BE REMOVABLE AND CAN FIT BACK IN PLACE

-ASSEMBLED THROUGH CLIP-ON CONNECTION WITH 6mm THK MDF TILE BACKING

FABRIC COLOR: GRAY (SUBJECT FOR APPROVAL)

PERFORATED METAL (BOTTOM PANEL)

-METAL PANEL SHALL BE GA. 18 METAL SHEET ON POWDER COATED FINISH

PANEL COLOR: GRAY (SUBJECT FOR APPROVAL)

FRAMES

-FRAMES SHALL BE GA. 18 (MIN) COLD ROLLED SHEET WITH NON-CORROSIVE PAINT FINISH

-FABRICATION SHALL BE LIGHT WEIGHT WITH FINE DETAILS

COLOR: GRAY (SUBJECT FOR APPROVAL)

CAPPING AND END FRAMES

-CAPPING SHALL BE ALUMINUM ON POWDER COATED FINISH

-PROVIDE HEAVY DUTY FOOT GUIDES FOR ALL PARTITIONS

COLOR: GRAY (SUBJECT FOR APPROVAL)

METAL GRILLE PANEL

-PANEL SHALL BE GA. 18 (MIN) COLD ROLLED SHEET ON POWDER COATED FINISH

-PROVIDE SLOTS FOR IN AND OUT TRAYS

COLOR: GRAY (SUBJECT FOR APPROVAL)

RACEWAY

-SHOULD BE ABLE TO ACCOMMODATE A MAXIMUM OF TEN (10) WIRES AND TEN (10) CABLES

-RACEWAY HEIGHT RANGING FROM 150mm TO 300mm WITH PROVISIONS FOR TWO (2) UNIVERSAL CONVENIENCE OUTLETS

ONE (1) DATA OUTLET, AND ONE (1) SPARE OUTLET FOR EVERY PANEL

IN AND OUT TRAYS

-TRAYS SHALL BE GA. 16 COLD ROLLED METAL SHEET ON POWDER COATED FINISH

-TRAY SLOTS TO BE FIRMLY ATTACHED TO METAL GRILLE FRAME

COLOR: GRAY (SUBJECT FOR APPROVAL)

WORK SURFACE

-32mm THK MDF, HDF OR EQUIVALENT WITH 1.5mm THK HIGH PRESSURE LAMINATE (HPL) WITH T-MOULDING EDGE

COLOR: LIGHT BEIGE (SUBJECT FOR APPROVAL)

STORAGE BIN

-GA. 16 FORMED STEEL FULLY WELDED ASSEMBLY ON POWDER COATED FINISH

COLOR: GRAY (SUBJECT FOR APPROVAL)

TASK LIGHT

-UNDER SHELF TASK LIGHT WITH COMPLETE ACCESSORIES, COVER AND ELECTRICAL WORKS

MODesty PANEL

-TRAYS SHALL BE GA. 18 COLD ROLLED METAL SHEET ON POWDER COATED FINISH



LAND BANK OF THE PHILIPPINES
PROJECT MANAGEMENT & ENGINEERING DEPT.

188M.H. DEL PILAR ST. - CORNER DR. QUINTOS ST., MALATE MANILA

TITLE

MANAGER'S CUBICLE

LAND BANK STANDARD DETAILS & SPECIFICATIONS

RECOMMENDING APPROVAL

[Signature]
RANILLO B. SANCHEZ
HEAD, PMED

DESIGN

DESIGNED

DRAWN

DATE

REVIEWED

DATE

SHEET NO.

MC
8 OF 8

D-248

NOTES:

- WRITTEN DIMENSIONS ON THESE DRAWINGS SHALL HAVE PRECEDENCE OVER SCALE DIMENSIONS.
- CONTRACTOR/SUPPLIER SHALL VERIFY AND BE RESPONSIBLE FOR ALL DIMENSIONS AND CONDITIONS OF THE JOB.
- PMED MUST BE NOTIFIED IMMEDIATELY OF ANY VARIATIONS FROM THE DIMENSIONS AND CONDITIONS SHOWN IN THESE DRAWINGS.
- CONTRACTOR/SUPPLIER SHALL SUBMIT SHOP DRAWINGS AND PROTOTYPE TO PMED FOR APPROVAL BEFORE PRODUCTION.
- SUPPLIER TO SUBMIT FIVE (5) YEARS WARRANTY CERTIFICATE AGAINST DEFECT IN PRODUCT AND WORKMANSHIP.



PERSPECTIVE



D-449



LAND BANK OF THE PHILIPPINES
PROJECT MANAGEMENT & ENGINEERING DEPT.

1599 N.H. DEL PILAR ST., CORNER DR. QUINTOS ST., MALATE MANILA

TITLE

DIVISION CHIEF WORKSTATION

LANDBANK STANDARD DETAILS & SPECIFICATIONS

RECOMMENDING APPROVAL

[Signature]
REVIEWED BY: J. MANUEL
DATE: _____

DESIGN: TSU-PMED

DRAWN: TSU-PMED

DATE: JULY 2025

REVIEWED: J. MANUEL

DATE: _____

SHEET NO.

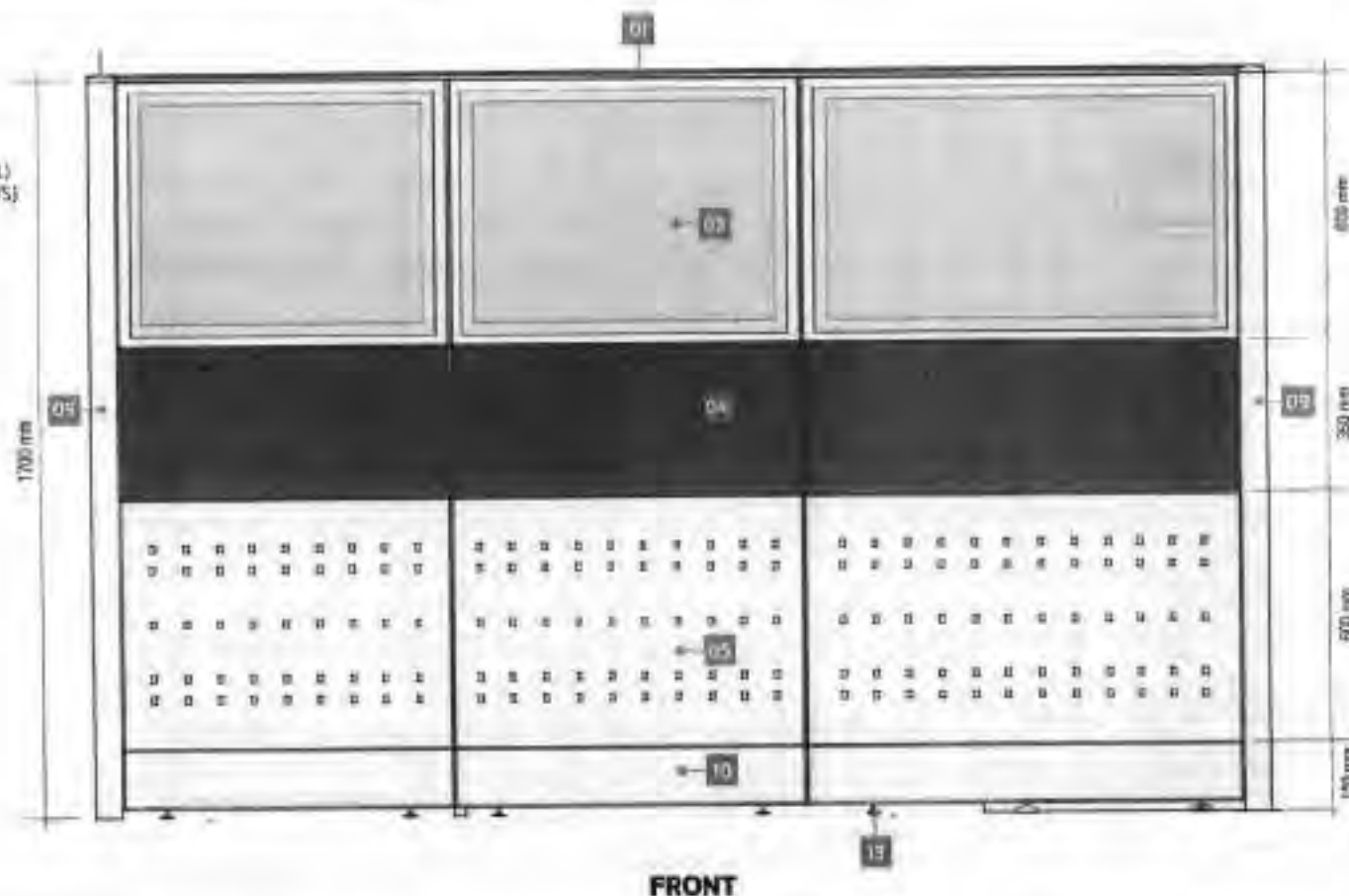
DW
1 OF 5

NOTES:

- WRITTEN DIMENSIONS ON THESE DRAWINGS SHALL HAVE PRECEDENCE OVER SCALED DIMENSIONS.
- CONTRACTOR/SUPPLIER SHALL VERIFY AND BE RESPONSIBLE FOR ALL DIMENSIONS AND CONDITIONS OF THE JOB.
- EMED MUST BE NOTIFIED IMMEDIATELY OF ANY VARIATIONS FROM THE DIMENSIONS AND CONDITIONS SHOWN IN THESE DRAWINGS.
- CONTRACTOR/SUPPLIER SHALL SUBMIT SHOP DRAWING AND PROTOTYPE TO EMED FOR APPROVAL BEFORE PRODUCTION.
- SUPPLIER TO SUBMIT FIVE (5) YEARS WARRANTY CERTIFICATE AGAINST DEFECT IN PRODUCT AND WORKMANSHIP.

SPECIFICATIONS:

- 01 - ALUMINUM TOP / END CAP
- 02 - WORK TOP / COUNTER TOP
- 03 - GLASS PANEL (TOP-PANEL)
- 04 - FABRIC PANEL (MID-PANEL)
- 05 - PERFORATED METAL PANEL (BOTTOM PANEL)
- 06 - METAL GRILLE PANEL (FOR IN AND OUT TRAYS)
- 07 - METAL IN AND OUT TRAYS
- 08 - END SUPPORT PANEL
- 09 - CORNER CONNECTOR POST
- 10 - BASE COVER / RACEWAY
- 11 - GROMMET CAP
- 12 - HANG SHELF WITH TASK LIGHT
- 13 - HEAVY DUTY ADJUSTABLE FOOT GUIDES
- 14 - CONVENIENCE OUTLET



LAND BANK OF THE PHILIPPINES
PROJECT MANAGEMENT & ENGINEERING DEPT.

1508 M.H. DEL PILAR ST., CORNER DR. QUINTOS ST., MALATE MANILA

TITLE:

DIVISION CHIEF WORKSTATION

LAND BANK STANDARD DETAILS & SPECIFICATIONS

RECOMMENDING APPROVAL:

[Signature]
MARCO J. SAMARINO
HEAD, PMES

DESIGN:

TSU-PMED

DRAWN:

TSU-PMED

DATE:

JULY 2020

REVIEWED:

JANIS LANG

DATE:

SHEET NO:

DW
2 OF 5

D-30

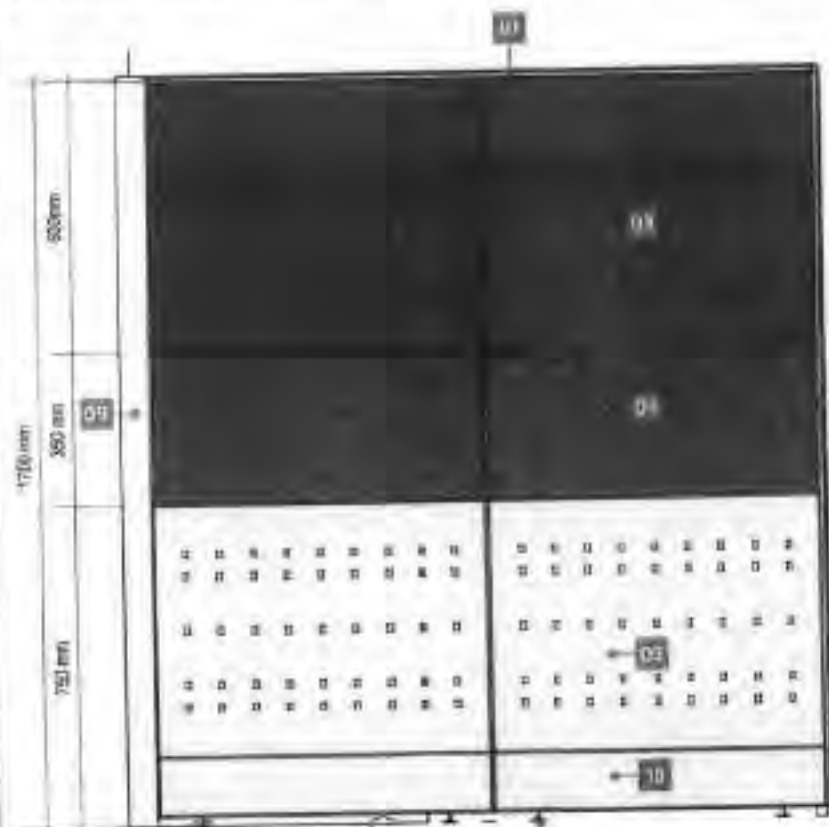
CLASS D

NOTES:

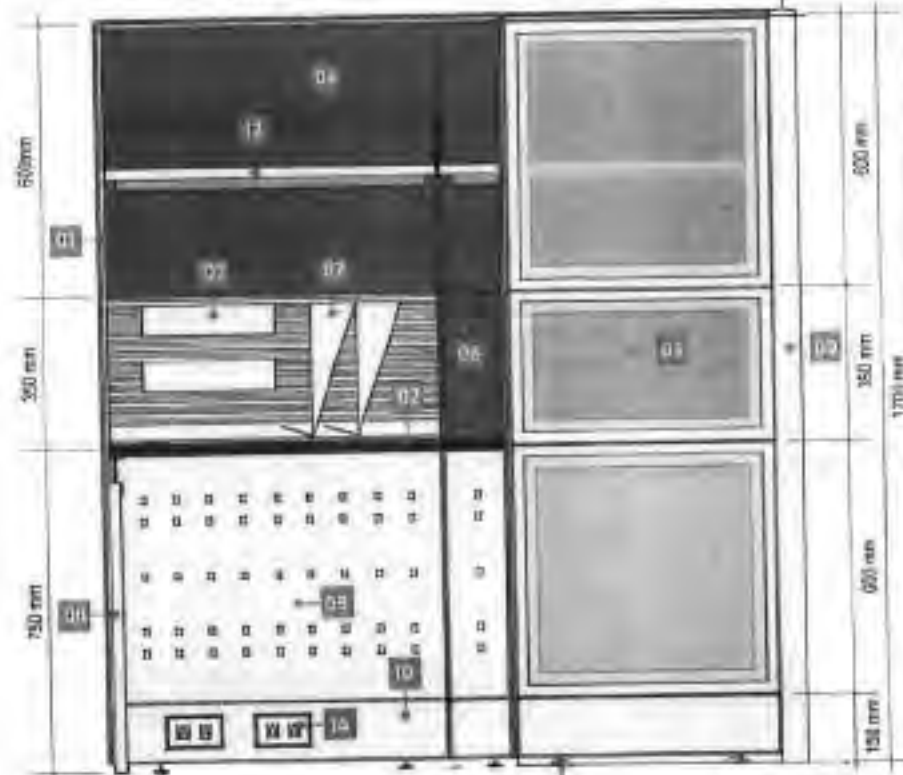
- WRITTEN DIMENSIONS ON THESE DRAWINGS SHALL HAVE PRECEDENCE OVER SCALE DIMENSIONS.
- CONTRACTOR/SUPPLIER SHALL VERIFY AND BE RESPONSIBLE FOR ALL DIMENSIONS AND CONDITIONS OF THE JOB.
- **PMD** MUST BE NOTIFIED IMMEDIATELY OF ANY VARIATIONS FROM THE DIMENSIONS AND CONDITIONS SHOWN IN THESE DRAWINGS.
- CONTRACTOR/SUPPLIER SHALL SUBMIT SHOP DRAWING AND PROTOTYPE TO PMD FOR APPROVAL BEFORE PRODUCTION.
- SUPPLIER TO SUBMIT FIVE (5) YEARS WARRANTY CERTIFICATE AGAINST DEFECT IN PRODUCT AND WORKMANSHIP.

SPECIFICATIONS:

- | | |
|--|--|
| 01 - ALUMINUM TOP/END CAP | 08 - END SUPPORT PANEL |
| 02 - WORK TOP / COUNTER TOP | 09 - CORNER CONNECTOR POST |
| 03 - GLASS PANEL (TOP-PANEL) | 10 - BASE COVER / RACEWAY |
| 04 - FABRIC PANEL (MID-PANEL) | 11 - GROMMET CAP |
| 05 - PERFORATED METAL PANEL (BOTTOM PANEL) | 12 - HANG SHELF WITH TASK LIGHT |
| 06 - METAL GRILLE PANEL (FOR IN AND OUT TRAYS) | 13 - HEAVY DUTY ADJUSTABLE FOOT GLIDES |
| 07 - METAL IN AND OUT TRAYS | 14 - CONVENIENCE OUTLET |



RIGHT SIDE



LEFT SIDE



**LAND BANK OF THE PHILIPPINES
PROJECT MANAGEMENT & ENGINEERING DEPT.**

399 M.H. DEL PILAR ST., CORNER DR. QUINTOS ST., MALATE MANILA

TITLE:

DIVISION CHIEF WORKSTATION

LANDBANK STANDARD DETAILS & SPECIFICATIONS

RECOMMENDING APPROVAL:

[Signature]
ENCO D.J. SAMARINO
HEAD, PME

DESIGN:

TSU-PMED

DRAWN:

TSU-PMED

DATE:

JULY 2020

REVIEWED:

JMSLAND

DATE:

SHEET NO:

**DW
30F5**

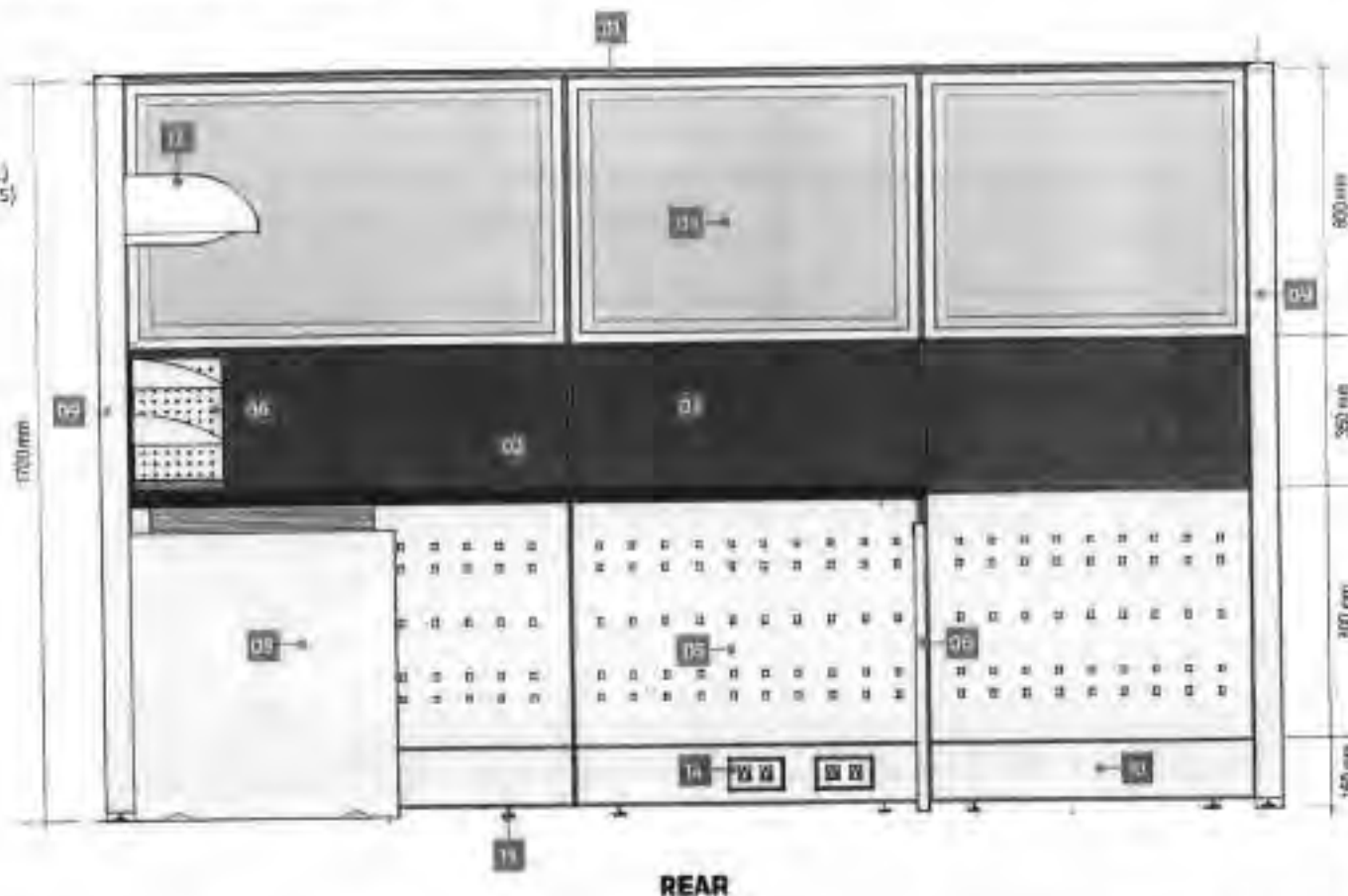
15.4

NOTES:

- WRITTEN DIMENSIONS ON THESE DRAWINGS SHALL HAVE PRECEDENCE OVER SCALED DIMENSIONS.
- CONTRACTOR/SUPPLIER SHALL VERIFY AND BE RESPONSIBLE FOR ALL DIMENSIONS AND CONDITIONS OF THE JOB.
- PNED MUST BE NOTIFIED IMMEDIATELY OF ANY VARIATIONS FROM THE DIMENSIONS AND CONDITIONS SHOWN IN THESE DRAWINGS.
- CONTRACTOR/SUPPLIER SHALL SUBMIT SHOP DRAWINGS AND PROTOTYPE TO PNED FOR APPROVAL BEFORE PRODUCTION.
- SUPPLIER TO SUBMIT FIVE (5) YEARS WARRANTY CERTIFICATE AGAINST DEFECT IN PRODUCT AND WORKMANSHIP.

SPECIFICATIONS:

- 01 - ALUMINUM TOP / END CAP
- 02 - WORK TOP / COUNTER TOP
- 03 - GLASS PANEL (TOP-PANEL)
- 04 - FABRIC PANEL (MID-PANEL)
- 05 - PERFORATED METAL PANEL (BOTTOM PANEL)
- 06 - METAL GRILLE PANEL (FOR IN AND OUT TRAYS)
- 07 - METAL IN AND OUT TRAYS
- 08 - END SUPPORT PANEL
- 09 - CORNER CONNECTOR POST
- 10 - BASE COVER / RACEWAY
- 11 - GROMMET CAP
- 12 - HANG SHELF WITH TASK LIGHT
- 13 - HEAVY DUTY ADJUSTABLE FOOT GUIDES
- 14 - CONVENIENCE OUTLET



LAND BANK OF THE PHILIPPINES
PROJECT MANAGEMENT & ENGINEERING DEPT.
1698 M.H. DEL PILAR ST., CORNER DR. QUINTOS ST., MALATE MANILA

TITLE

DIVISION CHIEF WORKSTATION

LANDBANK STANDARD DETAILS & SPECIFICATIONS

RECOMMENDING APPROVAL

[Signature]
SAMCO D.J. SAMANARIO
HEAD, PNED

DESIGN: TSU-PMED

DRAWN: TSU-PMED

DATE: JULY 2020

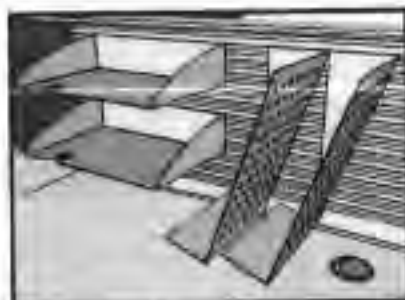
REVIEWED: J. RESLAND

DATE:

SHEET NO:

DW
4 OF 5

D-52




IN AND OUT TRAYS



GROMMET CAP



HEAVY DUTY ADJUSTABLE FOOT GUIDES



RACEWAY



HANGING SHELVES WITH TASK LIGHT

ACCESSORIES

DESCRIPTIONS

PANEL SYSTEM:

-FOR SEGMENTED AND COMPOSITE PANELS INCLUDING THE ELECTRICAL AND DATA PORT ACCESS HEIGHT.

-OVER-ALL PANEL HEIGHT SHALL BE 1800mm (SEE ATTACHED LAYOUT).

WIDTH:

-WIDTH RANGING FROM 600mm, 750mm, 900mm, 1000mm and 1800mm (SEE ATTACHED LAYOUT).

THICKNESS:

-PANEL THICKNESS SHALL BE GA. 16 COLD ROLLED METAL WITH A MINIMUM OF 67.5mm THK TO 75mm THK.

GLASS (TOP PANEL):

-DOUBLE GLASS WALL SHALL BE 6mm THK TEMPERED WITH 50mm THK ALUM. FRAME ON POWDER COATED FINISH.

-ASSEMBLED THROUGH CLIP-ON CONNECTION.

-COLOR: GRAY (SUBJECT FOR APPROVAL).

FABRIC (TOP/MID PANEL):

-PANEL FABRIC SURFACE AREA SHOULD BE REMOVABLE AND CAN FIT BACK IN PLACE.

-ASSEMBLED THROUGH CLIP-ON CONNECTION WITH 6mm THK MDF TILT BACKING.

-FABRIC COLOR: GRAY (SUBJECT FOR APPROVAL).

PERFORATED METAL (BOTTOM PANEL):

-METAL PANEL SHALL BE GA. 18 METAL SHEET ON POWDER COATED FINISH.

-PANEL COLOR: GRAY (SUBJECT FOR APPROVAL).

FRAMES:

-FRAMES SHALL BE GA. 18 (MIN) COLD ROLLED SHEET WITH NON-ABRASIVE PAINT FINISH.

-FABRICATION SHALL BE LIGHTWEIGHT WITH FINE DETAILS.

-COLOR: GRAY (SUBJECT FOR APPROVAL).

CAPPING AND END TRIMS:

-CAPPING SHALL BE ALUMINUM ON POWDER COATED FINISH.

-PROVIDE HEAVY DUTY FOOT GUIDES FOR ALL PARTITIONS.

-COLOR: GRAY (SUBJECT FOR APPROVAL).

METAL GRILLE PANEL:

-PANEL SHALL BE GA. 18 (MIN) COLD ROLLED SHEET ON POWDER COATED FINISH.

-PROVIDE SLOTS FOR IN AND OUT TRAYS.

-COLOR: GRAY (SUBJECT FOR APPROVAL).

RACEWAY:

-SHOULD BE ABLE TO ACCOMMODATE A MAXIMUM OF TEN (10) WIRES AND TEN (10) CABLES.

-RACEWAY HEIGHT RANGING FROM 150mm TO 200mm.

-INCLUDE PROVISIONS FOR TWO (2) UNIVERSAL CONVENIENCE OUTLETS, ONE (1) DATA OUTLET, AND ONE (1) SPARE OUTLET FOR EVERY PANEL.

IN AND OUT TRAYS:

-TRAYS SHALL BE GA. 18 COLD ROLLED METAL SHEET ON POWDER COATED FINISH.

-TRAY SLOTS TO BE FIRMLY ATTACHED TO METAL GRILLE FRAME.

-COLOR: GRAY (SUBJECT FOR APPROVAL).

WORK SURFACE:

-32mm THK MDF, HDF OR EQUIVALENT WITH 1.5mm THK HIGH PRESSURE LAMINATE (HPL) WITH T-WOULDED EDGES.

-COLOR: LIGHT BEIGE (SUBJECT FOR APPROVAL).

HANGING SHELVES:

-GA. 18 FORMED STEEL FULLY WELDED ASSEMBLY ON POWDER COATED FINISH.

-COLOR: GRAY (SUBJECT FOR APPROVAL).

TASK LIGHT:

-UNDER SHELF TASK LIGHT WITH COMPLETE ACCESSORIES, COVER AND ELECTRICAL WORKS.



LAND BANK OF THE PHILIPPINES
PROJECT MANAGEMENT & ENGINEERING DEPT.

1000 MALL DEL PILAR ST., CORNER DR. QUEZON ST., MALLATE MANILA

TITLE:

DIVISION CHIEF WORKSTATION

LANDMARK STANDARD DETAILS & SPECIFICATIONS

RECOMMENDING APPROVAL:

DRAWN: TSU-PMED

DRAWN: TSU-PMED

DATE: JULY 2020

REVIEWED: J. M. S. S. S.

DATE:


SHEET NO.:

DW
5 OF 5

D-53

NOTES:

- NOTES:**
- WRITTEN DIMENSIONS ON THESE DRAWINGS SHALL HAVE PRECEDENCE OVER SCALED DIMENSIONS.
 - CONTRACTOR/SUPPLIER SHALL VERIFY AND BE RESPONSIBLE FOR ALL DIMENSIONS AND CONDITIONS OF THE JOB.
 - BIDDER MUST BE NOTIFIED IMMEDIATELY OF ANY VARIATIONS FROM THE DIMENSIONS AND CONDITIONS SHOWN IN THESE DRAWINGS.
 - CONTRACTOR/SUPPLIER SHALL SUBMIT SHOP DRAWING AND PROTOTYPE TO BIDDER FOR APPROVAL BEFORE PRODUCTION.
 - SUPPLIER TO SUBMIT FIVE (5) YEARS WARRANTY CERTIFICATE AGAINST ANY DEFECT IN PRODUCT AND WORKMANSHIP.



D-54



LAND BANK OF THE PHILIPPINES
PROJECT MANAGEMENT & ENGINEERING DEPT.

1500 M. H. DEL PILAR ST., CORNER DEL QUINTOS ST., MALATE MANILA

HELP

CLERICAL WORKSTATION

LANDMAN STANDARD DETAILS & SPECIFICATIONS

RECOMMENDING APPROVAL:


 FRED J. SAMMAR
 Trial Judge

DESIGN: 1314-1100

DRAWN:	TELETYPE
--------	----------

DATE	JULY 2020
------	-----------

REVIEWED: MTH AVG

DATE: _____

SHEET NO.


CW
1 OF 4

NOTES:

- WRITTEN DIMENSIONS ON THESE DRAWINGS SHALL HAVE PRECEDENCE OVER SCALED DIMENSIONS.
- CONTRACTOR/SUPPLIER SHALL VERIFY AND BE RESPONSIBLE FOR ALL DIMENSIONS AND CONDITIONS OF THE IOR.
- FRED MUST BE NOTIFIED IMMEDIATELY OF ANY VARIATIONS FROM THE DIMENSIONS AND CONDITIONS SHOWN IN THESE DRAWINGS.
- CONTRACTOR/SUPPLIER SHALL SUBMIT SHOP DRAWINGS AND PROTOTYPE TO PMED FOR APPROVAL BEFORE PRODUCTION.
- SUPPLIER TO SUBMIT FIVE (5) YEARS WARRANTY CERTIFICATE AGAINST ANY DEFECT IN PRODUCT AND WORKMANSHIP.

SPECIFICATIONS:

- | | |
|--|--|
| 01 - ALUMINUM TOP / END CAP | 07 - END SUPPORT PANEL |
| 02 - WORK TOP / COUNTER TOP | 08 - CORNER CONNECTOR POST |
| 03 - FABRIC PANEL (MID-PANEL) | 09 - BASE COVER / RACEWAY |
| 04 - PERFORATED METAL PANEL (BOTTOM PANEL) | 10 - GROMMET CAP |
| 05 - METAL GRILLE PANEL (FOR IN AND OUT TRAYS) | 11 - HEAVY DUTY ADJUSTABLE FOOT GLIDES |
| 06 - METAL IN AND OUT TRAYS | 12 - CONVENIENCE OUTLET |



LAND BANK OF THE PHILIPPINES
PROJECT MANAGEMENT & ENGINEERING DEPT.

1180 N.H. DEL PILAR ST., CORNER DR. GUNPOB ST., MALATE MANILA

TITLE:

CLERICAL WORKSTATION

LANDBANK STANDARD DETAILS & SPECIFICATIONS

RECOMMENDING APPROVAL

[Signature]
MARCO D. SAMARCO
HEAD, PMED

DESIGN: TSU-PMED

DRAWN: TSU-PMED

DATE: JULY 2020

REVIEWED: J. MSLANG

DATE:

SHEET NO:

CW
2 OF 4

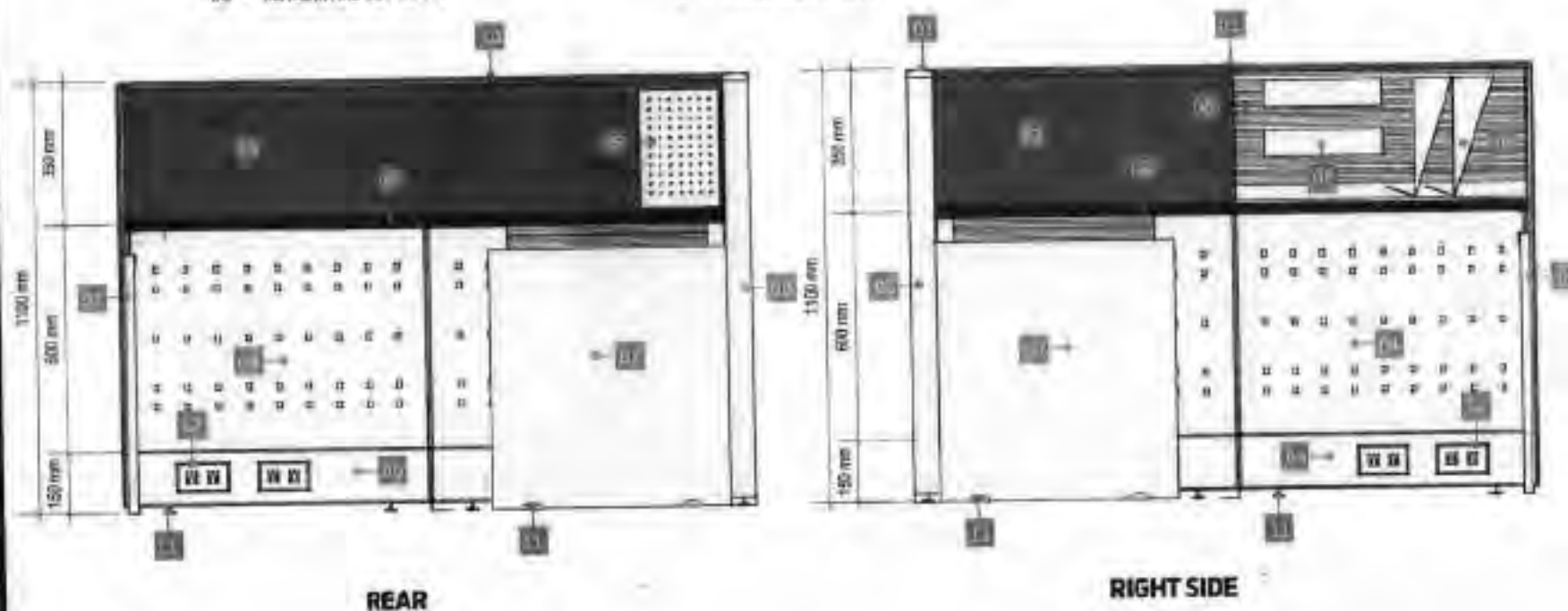
D-85

NOTES:

- WRITTEN DIMENSIONS ON THESE DRAWINGS SHALL HAVE PRECEDENCE OVER SCALED DIMENSIONS.
- CONTRACTOR/SUPPLIER SHALL VERIFY AND BE RESPONSIBLE FOR ALL DIMENSIONS AND CONDITIONS OF THE ABL.
- PMED MUST BE NOTIFIED IMMEDIATELY OF ANY VARIATIONS FROM THE DIMENSIONS AND CONDITIONS SHOWN IN THESE DRAWINGS.
- CONTRACTOR/SUPPLIER SHALL SUBMIT SHOP DRAWING AND PROTOTYPE TO PMED FOR APPROVAL BEFORE PRODUCTION.
- SUPPLIER TO SUBMIT FIVE (5) YEARS WARRANTY CERTIFICATE AGAINST ANY DEFECT IN PRODUCT AND WORKMANSHIP.

SPECIFICATIONS:

- | | |
|--|--|
| 01 - ALUMINUM TOP / END CAP | 07 - END SUPPORT PANEL |
| 02 - WORK TOP / COUNTER TOP | 08 - CORNER CONNECTOR POST |
| 03 - FABRIC PANEL (MID-PANEL) | 09 - BASE COVER / RACEWAY |
| 04 - PERFORATED METAL PANEL (BOTTOM PANEL) | 10 - GROMMET CAP |
| 05 - METAL GRILLE PANEL (FOR IN AND OUT TRAYS) | 11 - HEAVY DUTY ADJUSTABLE FOOT GUIDES |
| 06 - METAL IN AND OUT TRAYS | 12 - CONVENIENCE OUTLET |



LAND BANK OF THE PHILIPPINES
PROJECT MANAGEMENT & ENGINEERING DEPT.

1000 M.H. DEL PILAR ST., CORNER DR. QUINTOS ST., MALATE MANILA

TITLE:

CLERICAL WORKSTATION

LAND BANK STANDARD DETAILS & SPECIFICATIONS

RECOMMENDING APPROVAL

[Signature]
ENRICO J. SANABAYO
HEAD, PMED

DESIGN: TELMAREO

DRAWN: TELMAREO

DATE: JULY 2020

REVIEWED: J. MELANO

DATE:

SHEET NO:

CW
3 OF 4

D.S.D




IN AND OUT TRAYS



GROMMET CAP



HEAVY DUTY ADJUSTABLE FOOT GUIDES



RACEWAY

ACCESSORIES

DESCRIPTIONS

PANEL SYSTEM:

-FOR SEGMENTED AND COMPOSITE PANELS INCLUDING THE ELECTRICAL AND DATA PORT ACCESS.

HEIGHT:

-OVER-ALL PANEL HEIGHT SHALL BE 1000mm (SEE ATTACHED LAYOUT)

WIDTH:

-WIDTH RANGING FROM 600mm, 750mm, and 1500mm (SEE ATTACHED LAYOUT)

THICKNESS:

-PANEL THICKNESS SHALL BE GA. 16 COLD ROLLED METAL WITH A MINIMUM OF 62.5mm THK TO 75mm THK.

FABRIC (TOP AND PANEL):

-PANEL FABRIC SURFACE AREA SHOULD BE REMOVABLE AND CAN PUT BACK IN PLACE.

-ASSEMBLED THROUGH CLIP-ON CONNECTION WITH 6mm THK MDF TILE BACKING.

-FABRIC COLOR: GRAY (SUBJECT FOR APPROVAL)

PERFORATED METAL (BOTTOM PANEL):

-METAL PANEL SHALL BE GA. 18 METAL SHEET ON POWDER COATED FINISH.

-PANEL COLOR: GRAY (SUBJECT FOR APPROVAL)

FRAMES:

-FRAMES SHALL BE GA. 18 (MIN) COLD ROLLED SHEET WITH NON-CORROSIVE PAINT FINISH.

-FABRICATION SHALL BE LIGHTWEIGHT WITH FINE DETAILS.

-COLOR: GRAY (SUBJECT FOR APPROVAL)

LAPPING AND END TRIMS:

-CAPPING SHALL BE ALUMINUM ON POWDER COATED FINISH.

-PROVIDE HEAVY DUTY FOOT GUIDES FOR ALL PARTITIONS.

-COLOR: GRAY (SUBJECT FOR APPROVAL)

METAL GRILLE PANEL:

-PANEL SHALL BE GA. 18 (MIN) COLD ROLLED SHEET ON POWDER COATED FINISH.

-PROVIDE SLOTS FOR IN AND OUT TRAYS.

-COLOR: GRAY (SUBJECT FOR APPROVAL)

RACEWAY:

-SHOULD BE ABLE TO ACCOMMODATE A MAXIMUM OF TEN (10) WIRES AND TEN (10) CABLES.

-RACEWAY HEIGHT RANGING FROM 150mm TO 200mm.

-INCLUDE PROVISIONS FOR TWO (2) UNIVERSAL CONVENIENCE OUTLETS, ONE (1) DATA OUTLET AND ONE (1) SEPARATE

OUTLET FOR EVERY PANEL.

IN AND OUT TRAYS:

-TRAYS SHALL BE GA. 18 COLD ROLLED METAL SHEET ON POWDER COATED FINISH.

-TRAY SLOTS TO BE FIRMLY ATTACHED TO METAL GRILLE FRAME.

-COLOR: GRAY (SUBJECT FOR APPROVAL)

WORK SURFACE:

-32mm THK MDF, HDF OR EQUIVALENT WITH 15mm THK HIGH PRESSURE LAMINATE (HPL) WITH T-MOULDING EDGES

-COLOR: LIGHT BEIGE (SUBJECT FOR APPROVAL)



LAND BANK OF THE PHILIPPINES
PROJECT MANAGEMENT & ENGINEERING DEPT.

1598 MAK, DEL PILAR ST., CORNER DR. QUINTOS ST., MALAYALAN

TITLE:

CLERICAL WORKSTATION

LANDBANK BYBOARD DETAILS & SPECIFICATIONS

RECOMMENDING APPROVAL:

[Signature]
RECOMMENDING APPROVAL

DESIGN:

DESIGNED:

DRAWN:

DRAWN:

DATE:

DATE:

REVIEWED:

REVIEWED:

DATE:

DATE:

SHEET NO.:

CW
4 OF 4

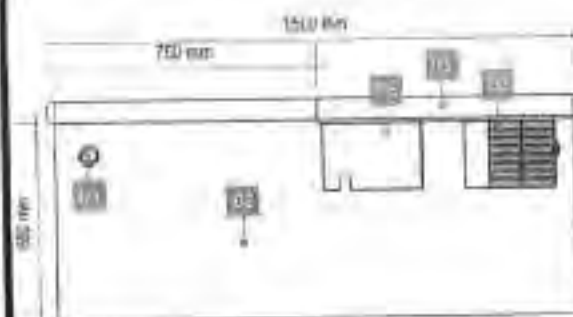
D-57

NOTES:


- WRITTEN DIMENSIONS ON THESE DRAWINGS SHALL HAVE PRECEDENCE OVER SCALE DIMENSIONS.
- CONTRACTOR/SUPPLIER SHALL VERIFY AND BE RESPONSIBLE FOR ALL DIMENSIONS AND LENGTHS OF THE JOB.
- DISCREPANCIES BETWEEN DRAWINGS AND ACTUAL CONSTRUCTION MUST BE IMMEDIATELY FORWARDED TO HMD FOR RESOLUTION.
- SUPPLIER SHALL SUBMIT SHOP DRAWINGS TO HMD FOR APPROVAL PRIOR TO FABRICATION.
- SUPPLIER TO COORDINATE WITH THE FAD-LSB/DI THE SUPPLIER'S DESIGNATION, ID, COPY.
- SUPPLIER TO SUBMIT FIVE (5) YEARS WARRANTY CERTIFICATE AGAINST DEFECT IN PRODUCT AND WORKMANSHIP.




PERSPECTIVE



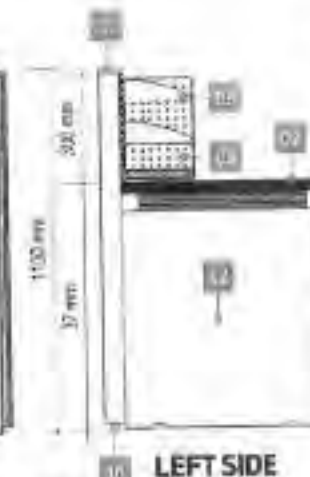
PLAN



FRONT



REAR




LEFT SIDE



RIGHT SIDE

SPECIFICATIONS:

- 01 - ALUMINUM TOP / END CAP
- 02 - WORK TOP / COUNTER TOP
- 03 - FABRIC PANEL (TOP PANEL)
- 04 - PERFORATED METAL PANEL (BOTTOM PANEL)
- 05 - METAL GRILLE PANEL (FOR IN-AND-OUT TRAYS)
- 06 - METAL IN-AND-OUT TRAYS
- 07 - END SUPPORT PANEL
- 08 - BASE COVER / RACEWAY
- 09 - CROMMET CAP
- 10 - HEAVY DUTY ADJUSTABLE FOOT GUIDES
- 11 - PROVISION FOR CONVENIENCE DATA AND SPARE OUTLET
- 12 - MODESTY PANEL

	<p>LAND BANK OF THE PHILIPPINES PROJECT MANAGEMENT & ENGINEERING DEPT.</p> <p>1088A N. DEL PILAR ST., CORNER R. QUINTOS ST., MALATE MANILA</p>	<p>TITLE:</p> <p>CLERICAL WORKSTATION 1.5 M (CUSTOMIZED)</p> <p>LANDBANK STANDARD DETAILS & SPECIFICATIONS</p>	<p>RECOMMENDING APPROVAL:</p> <p><i>[Signature]</i> ENRICO D. SANAMEREO FAD-LSB</p>	<p>DESIGN: TBL/PRD</p>	<p>SHEET NO:</p> <p>CWI.5 1 OF 2</p>
				<p>DRAWN: HEST</p>	
				<p>DATE: JUL 1 2020</p>	
				<p>REVIEWED: J. MOLANO</p>	
				<p>DATE:</p>	

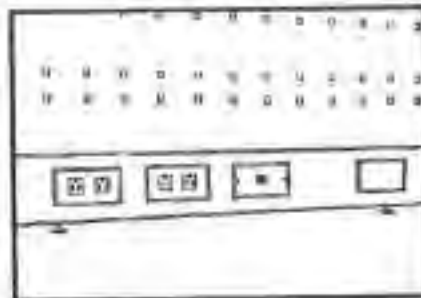
D 38

NOTES:


- WRITTEN DIMENSIONS ON THESE DRAWINGS SHALL HAVE PRECEDENCE OVER SCALED DIMENSIONS.
- CONTRACTOR/SUPPLIER SHALL VERIFY AND BE RESPONSIBLE FOR ALL DIMENSIONS AND CONDITIONS OF THE JOB.
- RES. REFINANCES DETAIL DRAWINGS AND ACTUALS (CONDITIONAL) BE IMMEDIATELY FORWARDED TO PMED FOR REVIEW (PM).
- SUPPLIER SHALL SUBMIT WITH DRAWINGS TO PMED FOR APPROVAL PRIOR TO FABRICATION.
- SUPPLIER TO COORDINATE WITH THE PMED USER ON THE SCHEDULE OF MODIFICATION DELIVERY.
- SUPPLIER TO SUBMIT FIVE (5) YEARS WARRANTY CERTIFICATE AGAINST DEFECT IN PRODUCT AND WORKMANSHIP.



GROMMET CAP



RACEWAY



HEAVY DUTY ADJUSTABLE FOOT GLIDES

ACCESSORIES

DESCRIPTIONS

PANEL SYSTEM:

- FOR SEGMENTED AND COMPOSITE PANELS INCLUDING THE ELECTRICAL AND DATA PORT ACCESS.

HEIGHT:

- OVER ALL PANEL HEIGHT SHALL BE 1000mm (SEE ATTACHED LAYOUT)

WIDTH:

- WIDTH RANGING FROM 600mm and 1000mm (SEE ATTACHED LAYOUT)

THICKNESS:

- PANEL THICKNESS SHALL BE GA. 0.6 COLD ROLLED METAL WITH A MINIMUM OF 02.5mm THK. TO 75mm THK.

FABRIC (TOP PANEL):

- PANEL FABRIC SURFACE AREA SHOULD BE REMOVABLE AND CAN FIT BACK IN PLACE.
- ASSEMBLED THROUGH CLIP-ON CONNECTION WITH 6mm THK MDF TILE BACKING.
- FABRIC COLOR: GRAY (SUBJECT FOR APPROVAL)

PERFORATED METAL (BOTTOM PANEL):

- METAL PANEL SHALL BE GA. 0.6 METAL SHEET ON POWDER COATED FINISH.
- PANEL COLOR: GRAY (SUBJECT FOR APPROVAL)

FRAMES:

- FRAMES SHALL BE GA. 0.6 COLD ROLLED SHEET WITH NON-CORROSIVE PAINT FINISH.
- FABRICATION SHALL BE LIGHT WEIGHT WITH FINE DETAILS.
- COLOR: GRAY (SUBJECT FOR APPROVAL)

CAPPING AND END TRIMS:

- CAPPING SHALL BE ALUMINUM ON POWDER COATED FINISH.
- PROVIDE HEAVY DUTY FOOT GLIDES FOR ALL PARTITIONS.
- COLOR: GRAY (SUBJECT FOR APPROVAL)

RACEWAY:

- SHOULD BE ABLE TO ACCOMMODATE A MAXIMUM OF TEN (10) WIRES AND TEN (10) CABLES.
- RACEWAY HEIGHT RANGING FROM 100mm TO 1000mm
- INCLUDE PROVISIONS FOR TWO (2) UNIVERSAL CONVENIENCE OUTLETS, ONE (1) DATA OUTLET AND ONE (1) SPARE OUTLET FOR EVERY PANEL.

WORK SURFACE:

- 10mm THK MDF, HIGHER EQUIVALENT WITH 1.5mm THK HIGH PRESSURE LAMINATE (HPL) WITH T-MOLDING EDGES
- COLOR: LIGHT BEIGE (SUBJECT FOR APPROVAL)



LAND BANK OF THE PHILIPPINES
PROJECT MANAGEMENT & ENGINEERING DEPT.

1000 M.H. DEL PILAR ST., CORNER OR. CLAYTON ST., MALATE (MANILA)

TITLE:

CLERICAL WORKSTATION
1.5 M
(CUSTOMIZED)

LAND BANK STANDARD DETAILS & SPECIFICATIONS

RECOMMENDING APPROVAL:

[Signature]
ENGR. CL. SAMPANCO
1000 M.H.

DESIGN: TSU-PMED

DRAWN: NEST

DATE: JULY 2020

REVIEWED: J. M. LAGUNA

DATE:

SHEET NO:

CW1.2
2 OF 2

D54

NOTES:

- WRITTEN DIMENSIONS ON THESE DRAWINGS SHALL HAVE PRECEDENCE OVER SCALED DIMENSIONS.
- CONTRACTOR/SUPPLIER SHALL VERIFY AND BE RESPONSIBLE FOR ALL DIMENSIONS AND CONDITIONS OF THE JOB.
- FIELD MUST BE NOTIFIED IMMEDIATELY OF ANY VARIATIONS FROM THE DIMENSIONS AND CONDITIONS SHOWN IN THESE DRAWINGS.
- CONTRACTOR/SUPPLIER SHALL SUBMIT SHOP DRAWING AND PHOTOGRAPH TO FIELD FOR APPROVAL BEFORE PRODUCTION.
- SUPPLIER TO SUBMIT FIVE (5) YEARS WARRANTY CERTIFICATE AGAINST DEFECT IN PRODUCT AND WORKMANSHIP.



PERSPECTIVE



LAND BANK OF THE PHILIPPINES
PROJECT MANAGEMENT & ENGINEERING DEPT.

1988 M. II, DEL PILAR ST., CORNER DR. QUINTOS ST., MALATE MANILA

TITLE:

EA WORKSTATION
(TYPE 1)

LAND BANK STANDARD DETAILS & SPECIFICATIONS

RECOMMENDING APPROVAL:

[Signature]
DIRECTOR (J. SAMARINO)
1988, PMO

DESIGN: TSU-PHED

DRAWN: FRI-PHED

DATE: JULY 2000

REVIEWED: J. MELLANC

DATE:

SHEET NO.:

EW
10F5

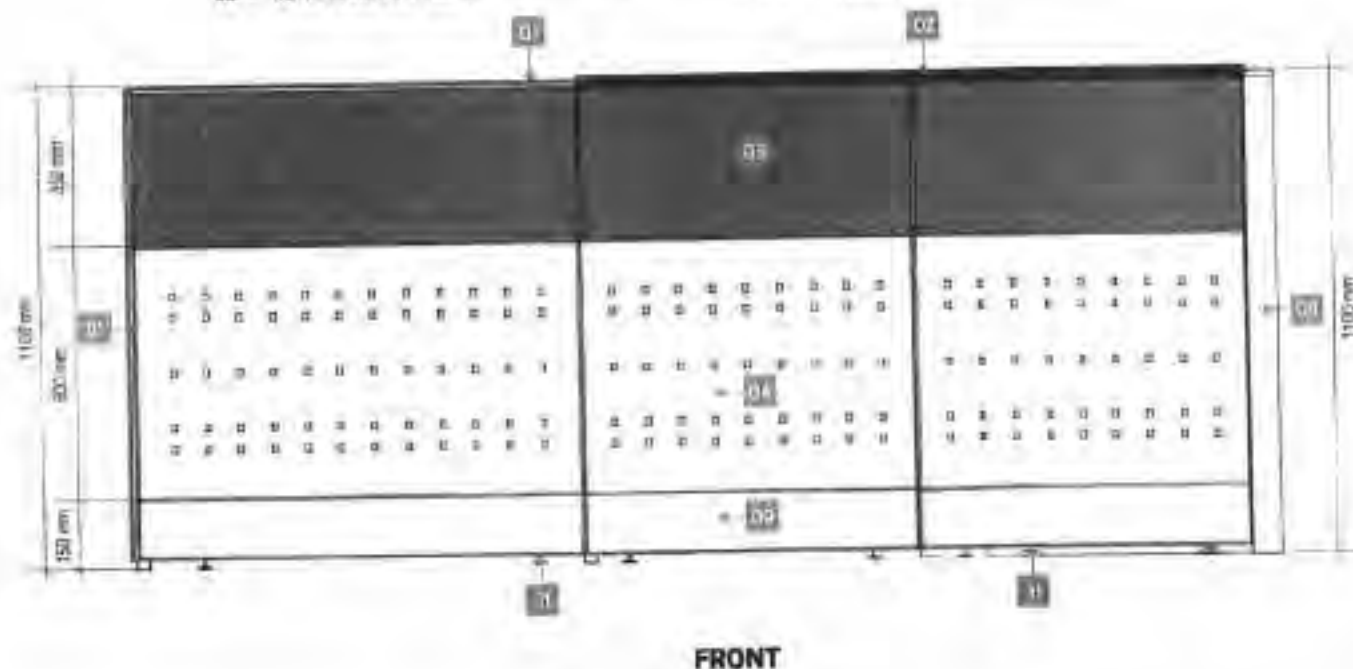
D-20

NOTES:

- WRITTEN DIMENSIONS ON THESE DRAWINGS SHALL HAVE PRECEDENCE OVER SCALED DIMENSIONS.
- CONTRACTOR/SUPPLIER SHALL VERIFY AND BE RESPONSIBLE FOR ALL DIMENSIONS AND CONDITIONS OF THE JOB.
- FIELD MUST BE NOTIFIED IMMEDIATELY OF ANY VARIATIONS FROM THE DIMENSIONS AND CONDITIONS SHOWN IN THESE DRAWINGS.
- CONTRACTOR/SUPPLIER SHALL SUBMIT SHOP DRAWING AND PROTOTYPE TO FIELD FOR APPROVAL BEFORE PRODUCTION.
- SUPPLIER TO SUBMIT FIVE (5) YEARS WARRANTY CERTIFICATE AGAINST DEFECT IN PRODUCT AND WORKMANSHIP.

SPECIFICATIONS:

- | | |
|--|--|
| 01 - ALUMINUM TOP / END CAP | 07 - END SUPPORT PANEL |
| 02 - WORK TOP / COUNTER TOP | 08 - CORNER CONNECTOR POST |
| 03 - FABRIC PANEL (MID-PANEL) | 09 - BASE COVER / RACEWAY |
| 04 - PERFORATED METAL PANEL (BOTTOM PANEL) | 10 - GROMMET CAP |
| 05 - METAL GRILLE PANEL (FOR IN AND OUT TRAYS) | 11 - HEAVY DUTY ADJUSTABLE FOOT GLIDES |
| 06 - METAL IN AND OUT TRAYS | 12 - CONVENIENCE OUTLET |



LAND BANK OF THE PHILIPPINES
PROJECT MANAGEMENT & ENGINEERING DEPT.

1999 M.H. DEL PEAR ST. CORNER DR. QUINTOS ST., MALATE, MANILA

TITLE:

EA WORKSTATION
(TYPE 1)

LAND BANK STANDARD DETAILS & SPECIFICATIONS

RECOMMENDING APPROVAL:

[Signature]
MARCO D. SAMARCO
HEAD, P&E

DESIGN: 1881PMSD

DRAWN: 1204PMSD

DATE: JULY 2018

REVIEWED: C. DELANO

DATE:

SHEET NO.

EW
2 OF 5

D-61

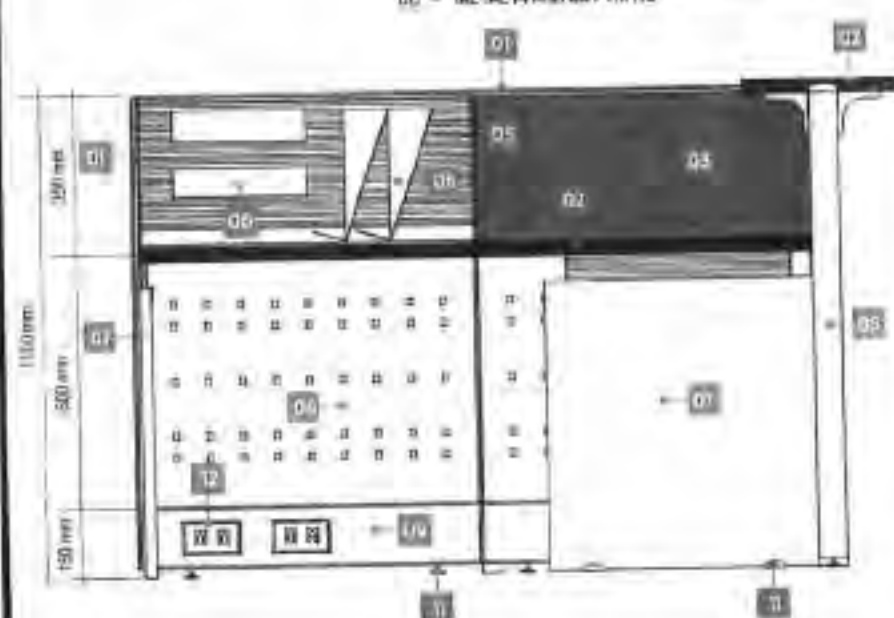
NOTES:

- WRITTEN DIMENSIONS ON THESE DRAWINGS SHALL HAVE PRECEDENCE OVER SCALED DIMENSIONS.
- CONTRACTOR/SUPPLIER SHALL VERIFY AND BE RESPONSIBLE FOR ALL DIMENSIONS AND CONDITIONS OF THE UBL.
- PMED MUST BE NOTIFIED IMMEDIATELY OF ANY VARIATIONS FROM THE DIMENSIONS AND CONDITIONS SHOWN IN THESE DRAWINGS.
- CONTRACTOR/SUPPLIER SHALL SUBMIT SHOP DRAWING AND PROTOTYPE TO PMED FOR APPROVAL BEFORE PRODUCTION.
- SUPPLIER TO SUBMIT FIVE (5) YEARS WARRANTY CERTIFICATE AGAINST DEFECTIVE PRODUCT AND WORKMANSHIP.

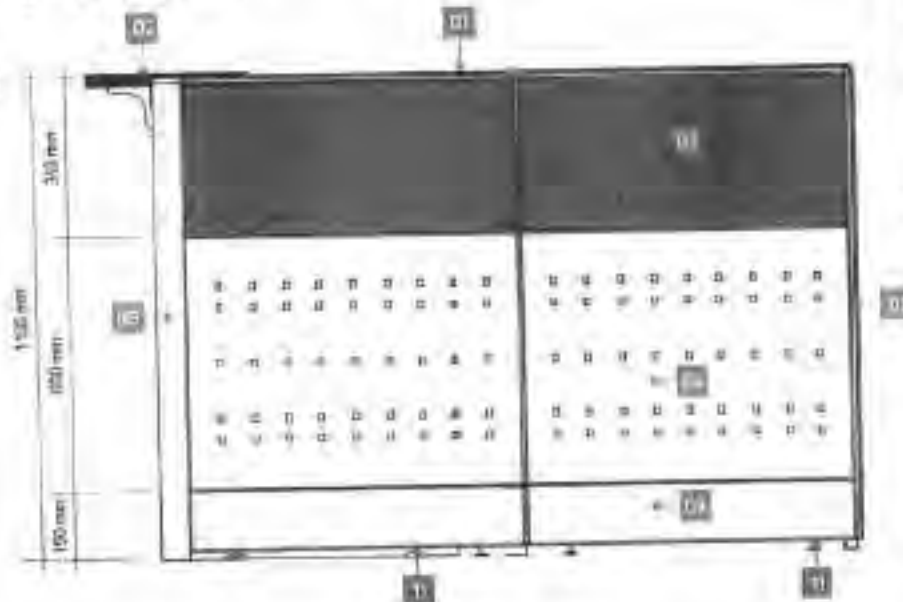
SPECIFICATIONS:

- 01 - ALUMINUM TOP / END CAP
- 02 - WORK TOP / COUNTER TOP
- 03 - FABRIC PANEL (MID-PANEL)
- 04 - PERFORATED METAL PANEL (BOTTOM PANEL)
- 05 - METAL GRILLE PANEL (FOR IN AND OUT TRAYS)
- 06 - METAL IN AND OUT TRAYS

- 07 - END SUPPORT PANEL
- 08 - CORNER CONNECTOR POST
- 09 - BASE COVER / RACEWAY
- 10 - GROMMET CAP
- 11 - HEAVY DUTY ADJUSTABLE FOOT GLIDES
- 12 - CONVENIENCE OUTLET



LEFT SIDE



RIGHT SIDE



LAND BANK OF THE PHILIPPINES
PROJECT MANAGEMENT & ENGINEERING DEPT.

1000 M.H. DEL PUER ST., CORNER DR. QUINTOS ST., MALATE MANILA

FILE:

EA WORKSTATION
(TYPE 1)

LAND BANK STANDARD DETAILS & SPECIFICATIONS

RECOMMENDING APPROVAL:

[Signature]
HEAD, PMED

DESIGN: 100/PAGE

DRAWN: 100/PAGE

DATE: JULY 2023

REVIEWED: 100/PAGE

DATE:

DRAFT NO:

EW
3 OF 5

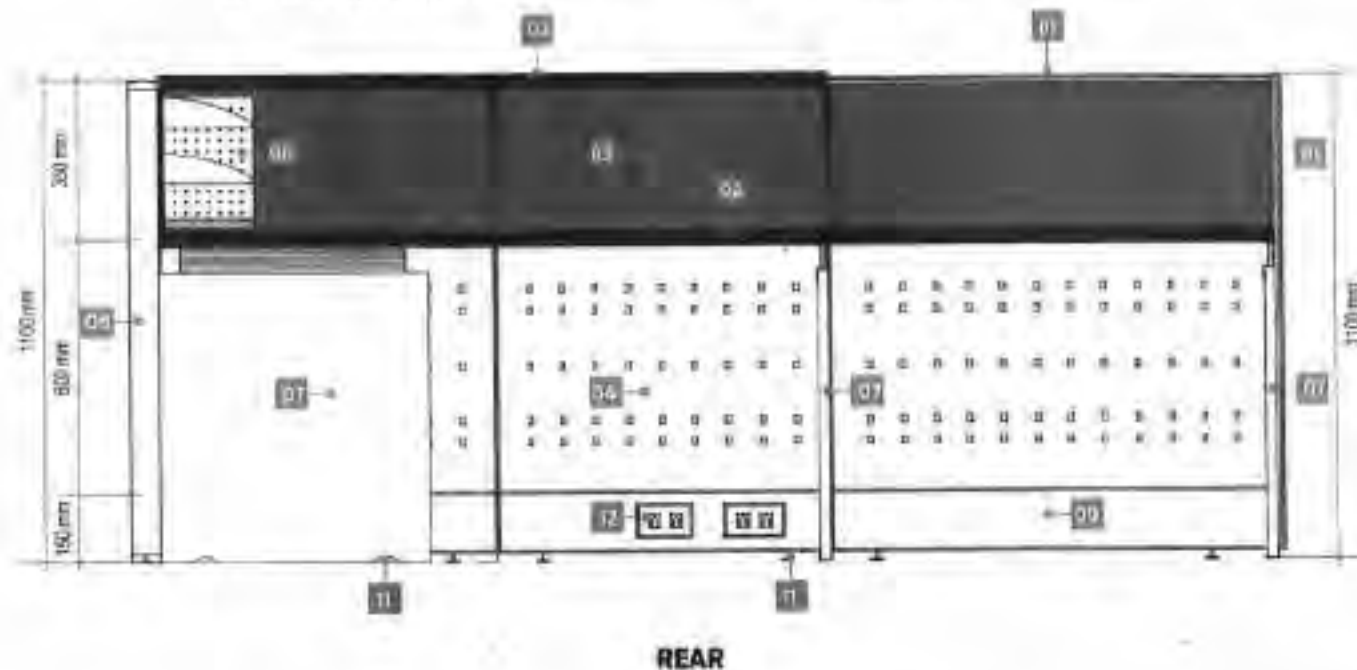
D-62

NOTES:

- WRITTEN DIMENSIONS ON THESE DRAWINGS SHALL HAVE PRECEDENCE OVER SCALED DIMENSIONS.
- CONTRACTOR/SUPPLIER SHALL VERIFY AND BE RESPONSIBLE FOR ALL DIMENSIONS AND CONDITIONS OF THE KIT.
- IMMEDIATELY NOTIFY OF ANY VARIATIONS FROM THE DIMENSIONS AND CONDITIONS SHOWN IN THESE DRAWINGS.
- CONTRACTOR/SUPPLIER SHALL SUBMIT SHOPDRAWING AND PROTOTYPE TO PUEO FOR APPROVAL BEFORE PRODUCTION.
- SUPPLIER TO SUBMIT FIVE (5) YEARS WARRANTY CERTIFICATE AGAINST DEFECT IN PRODUCT AND WORKMANSHIP.

SPECIFICATIONS:

- | | |
|--|--|
| 01 - ALUMINUM TOP / END CAP | 07 - END SUPPORT PANEL |
| 02 - WORK TOP / COUNTER TOP | 08 - CORNER CONNECTOR POST |
| 03 - FABRIC PANEL (MID-PANEL) | 09 - BASE COVER / RACEWAY |
| 04 - PERFORATED METAL PANEL (BOTTOM PANEL) | 10 - GROMMET CAP |
| 05 - METAL GRILLE PANEL (FOR IN AND OUT TRAYS) | 11 - HEAVY DUTY ADJUSTABLE FOOT GLIDES |
| 06 - METAL IN AND OUT TRAYS | 12 - CONVENIENCE OUTLET |



LAND BANK OF THE PHILIPPINES
PROJECT MANAGEMENT & ENGINEERING DEPT.
1388 M. L. DEL PILAR ST., CORNER DR. QUINTOS ST., MALATE MANILA

TITLE

EA WORKSTATION
(TYPE 1)

LAND BANK STANDARD DETAILS & SPECIFICATIONS

RECOMMENDING APPROVAL:

[Signature]
JANETTE L. SAMARTE
HEAD, PUEO

DESIGN: TRUFFED

DRAWN: TSAMIN

DATE: JULY 2020

REVIEWED: J. M. LAMAS

DATE:

SHEET NO:

EW
4 OF 5

D-163




IN AND OUT TRAYS



GROMMET CAP



HEAVY DUTY ADJUSTABLE FOOT GLIDES



RACEWAY



RECEIVING COUNTER

DESCRIPTIONS

PANEL SYSTEM

-FOR SEGMENTED AND COMPOSITE PANELS INCLUDING THE ELECTRICAL AND DATA PORT ACCESS.

HEIGHT:

-OVER-ALL PANEL HEIGHT SHALL BE 1000mm. (SEE ATTACHED LAYOUT)

WIDTH:

-WIDTH RANGING FROM 600mm, 750mm, 900, 1500mm. (SEE ATTACHED LAYOUT)

THICKNESS:

-PANEL THICKNESS SHALL BE GA. 16 COLD ROLLED METAL WITH A MINIMUM OF 62.5mm THK TO 5mm THK.

FABRIC (TOP AND PANEL)

-PANEL FABRIC SURFACE AREA SHOULD BE REMOVABLE AND CAN FIT BACK IN PLACE.

-ASSEMBLED THROUGH CLIP-ON CONNECTION WITH 6mm THK MDF TILE BACKING.

-FABRIC COLOR: GRAY (SUBJECT FOR APPROVAL)

PERFORATED METAL (BOTTOM PANEL)

-METAL PANEL SHALL BE GA. 18 METAL SHEET ON POWDER COATED FINISH.

-PANEL COLOR: GRAY (SUBJECT FOR APPROVAL)

FRAMES:

-FRAMES SHALL BE GA. 18 (MIN) COLD ROLLED SHEET WITH NON-CORROSIVE PAINT FINISH.

-FABRICATION SHALL BE LIGHTWEIGHT WITH FINE DETAILS.

-COLOR: GRAY (SUBJECT FOR APPROVAL)

CAPPING AND END TRIMS

-CAPPING SHALL BE ALUMINUM ON POWDER COATED FINISH.

-PROVIDE HEAVY DUTY FOOT GLIDES FOR ALL PARTITIONS.

-COLOR: GRAY (SUBJECT FOR APPROVAL)

METAL GRILLE PANEL:

-PANEL SHALL BE GA. 18 (MIN) COLD ROLLED SHEET ON POWDER COATED FINISH.

-PROVIDE SLOTS FOR IN AND OUT TRAYS.

-COLOR: GRAY (SUBJECT FOR APPROVAL)

RACEWAY:

-SHOULD BE ABLE TO ACCOMMODATE A MAXIMUM OF TEN (10) WIRES AND TEN (10) CABLES.

-RACEWAY HEIGHT RANGING FROM 50mm TO 200mm.

-INCLUDE PROVISIONS FOR TWO (2) UNIVERSAL CONVENIENCE OUTLETS, ONE (1) DATA OUTLET, AND ONE (1) SPARE OUTLET FOR EVERY PANEL.

IN AND OUT TRAYS:

-TRAYS SHALL BE GA. 18 COLD ROLLED METAL SHEET ON POWDER COATED FINISH.

-TRAY SLOTS TO BE FIRMLY ATTACHED TO METAL GRILLE FRAME.

-COLOR: GRAY (SUBJECT FOR APPROVAL)

WORK SURFACE:

-32mm THK MDF, HDF OR EQUIVALENT WITH 1.5mm THK HIGH PRESSURE LAMINATE (HPL) WITH T-MOULDING EDGES.

-COLOR: LIGHT BEIGE (SUBJECT FOR APPROVAL)

RECEIVING COUNTER:

-32mm THK MDF, HDF OR EQUIVALENT WITH 1.5mm THK HIGH PRESSURE LAMINATE (HPL) WITH T-MOULDING EDGES.

-COLOR: LIGHT BEIGE (SUBJECT FOR APPROVAL)

ACCESSORIES



LAND BANK OF THE PHILIPPINES
PROJECT MANAGEMENT & ENGINEERING DEPT.

1000 M.H. DEL PILAR ST., CORNER DR. QUINTOS ST., MALATE MANILA

TITLE:

EA WORKSTATION
(TYPE 1)

LAND BANK STANDARD DETAILS & SPECIFICATIONS

RECOMMENDING APPROVAL:

[Signature]
ENRICO O. SAMANES
HEAD, PMED

DESIGN:

TRA-PMED

DRAWN:

TRA-PMED

DATE:

JULY 2020

REVIEWED:

J. MEDLAND

DATE:

EW
5 OF 5

D-64

NOTES:

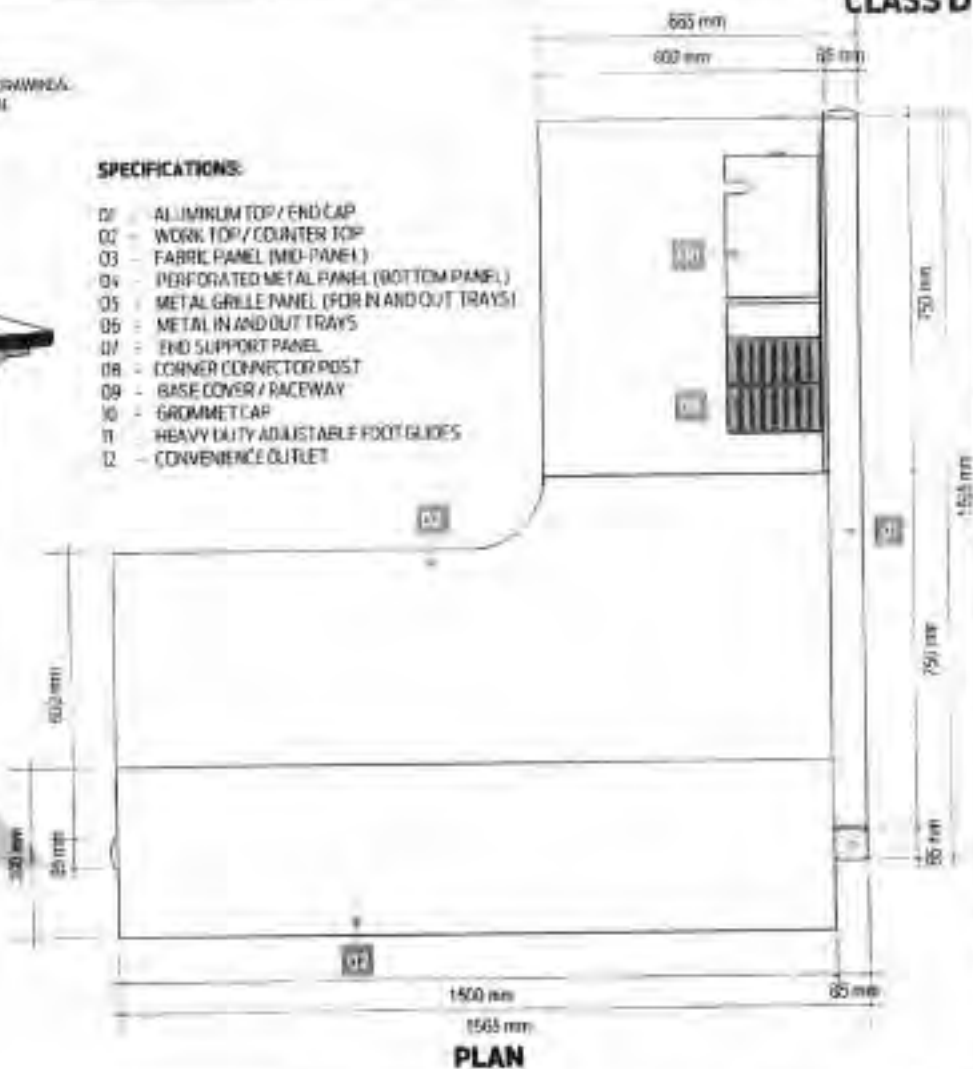
- WRITTEN DIMENSIONS ON THESE DRAWINGS SHALL HAVE PRECEDENCE OVER SCALE DIMENSIONS.
- CONTRACTOR/SUPPLIER SHALL VERIFY AND BE RESPONSIBLE FOR ALL DIMENSIONS AND CONDITIONS OF THE JOB.
- PMED MUST BE NOTIFIED IMMEDIATELY OF ANY VARIATION FROM THE DIMENSIONS AND CONDITIONS SHOWN IN THESE DRAWINGS.
- CONTRACTOR/SUPPLIER SHALL SUBMIT SHOPDRAWING AND PROTOTYPE TO PMED FOR APPROVAL BEFORE PRODUCTION.
- SUPPLIER TO SUBMIT FIVE (5) YEARS WARRANTY CERTIFICATE AGAINST DEFECT IN PRODUCT AND WORKMANSHIP.



PERSPECTIVE

SPECIFICATIONS:

- 01 - ALUMINUM TOP / END CAP
- 02 - WORK TOP / COUNTER TOP
- 03 - FABRIC PANEL (MID-PANEL)
- 04 - PERFORATED METAL PANEL (BOTTOM PANEL)
- 05 - METAL GRILLE PANEL (FOR IN AND OUT TRAYS)
- 06 - METAL IN AND OUT TRAYS
- 07 - END SUPPORT PANEL
- 08 - CORNER CONNECTOR POST
- 09 - BASE COVER / RACEWAY
- 10 - GROMMET CAP
- 11 - HEAVY DUTY ADJUSTABLE FOOT GLIDES
- 12 - CONVENIENCE OUTLET



PLAN



LAND BANK OF THE PHILIPPINES
PROJECT MANAGEMENT & ENGINEERING DEPT.

1598 M. DEL PUERTO ST. CORNER DR. SANTOS ST. (MAYATE MANILA)

TITLE:

EA WORKSTATION
(TYPE 2)

LAND BANK STANDARD DETAILS & SPECIFICATIONS

RECOMMENDED APPROVAL:

[Signature]
HEAD, PMED

DESIGN: TCU-PMED

DRAWN: TCU-PMED

DATE: JULY 2022

CHECKED: J. MOLANO

DATE:

SHEET NO.

EW
10F4

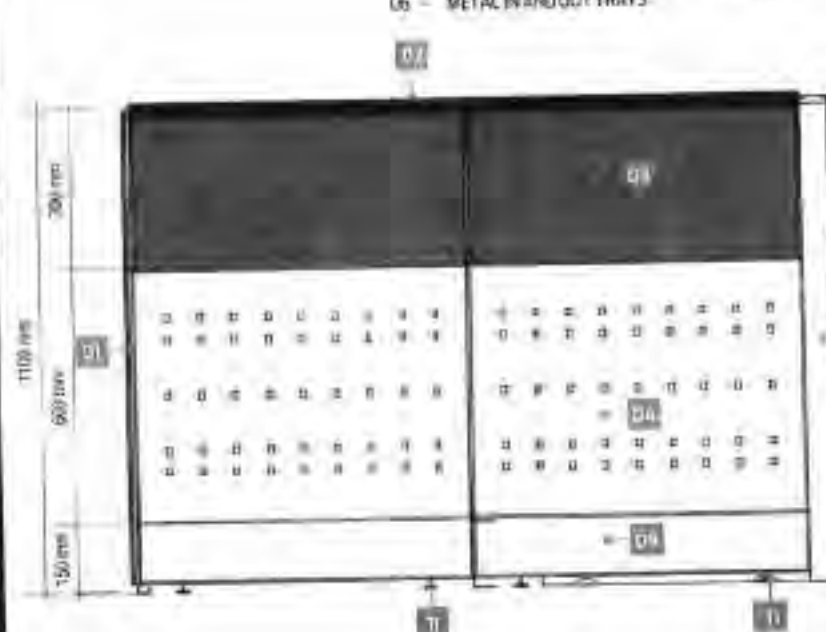
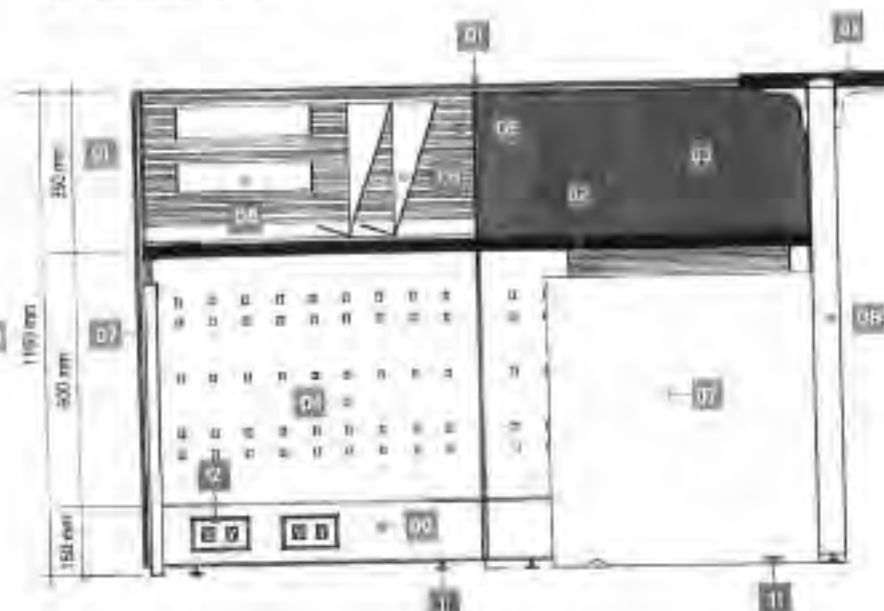
NOTES:

- WRITTEN DIMENSIONS ON THESE DRAWINGS SHALL HAVE PRECEDENCE OVER SCALED DIMENSIONS.
- CONTRACTOR/SUPPLIER SHALL VERIFY AND BE RESPONSIBLE FOR ALL DIMENSIONS AND CONDITIONS OF THE JOB.
- ISSUES MUST BE NOTIFIED IMMEDIATELY OF ANY VARIATIONS FROM THE DIMENSIONS AND CONDITIONS SHOWN IN THESE DRAWINGS.
- CONTRACTOR/SUPPLIER SHALL SUBMIT SHOP DRAWING AND PROTOTYPE TO FIELD FOR APPROVAL BEFORE PRODUCTION.
- SUPPLIER TO SUBMIT FIVE (5) YEARS WARRANTY (WHATEVER AGAINST DEFECT IN PRODUCT AND WORKMANSHIP).

SPECIFICATIONS:

- 01 - ALUMINUM TOP / END CAP
- 02 - WORK TOP / COUNTER TOP
- 03 - FABRIC PANEL (MID-PANEL)
- 04 - PERFORATED METAL PANEL (BOTTOM PANEL)
- 05 - METAL GRILLE PANEL (FOR IN AND OUT TRAYS)
- 06 - METAL IN AND OUT TRAYS

- 07 - END SUPPORT PANEL
- 08 - CORNER CONNECTOR POST
- 09 - BASE COVER / RACEWAY
- 10 - GROMMET CAP
- 11 - HEAVY DUTY ADJUSTABLE FOOT GLIDES
- 12 - CONVENIENCE OUTLET

**FRONT****LEFT SIDE**

LAND BANK OF THE PHILIPPINES
PROJECT MANAGEMENT & ENGINEERING DEPT.

1000 M. R. DEL MAR ST. CORNER DR. QUINCY ST. MALATE MANILA

TITLE:

EA WORKSTATION
(TYPE 2)

LAND BANK STANDARD DETAILS & SPECIFICATIONS

RECOMMENDING APPROVAL:

[Signature]
ENRICO D. SANANILGO
SEAL: PRC

DESIGN: DRAFTED

DRAWN: TSC/FRED

DATE: JULY 2020

CHECKED: F. BAYLAND

DATE:

SHEET NO:

EA
2 OF 4

D-104

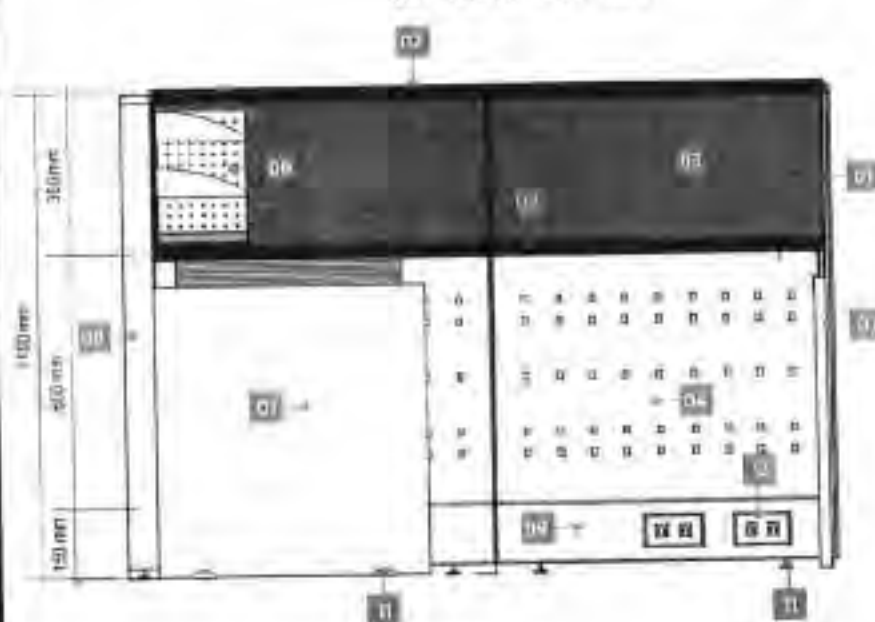
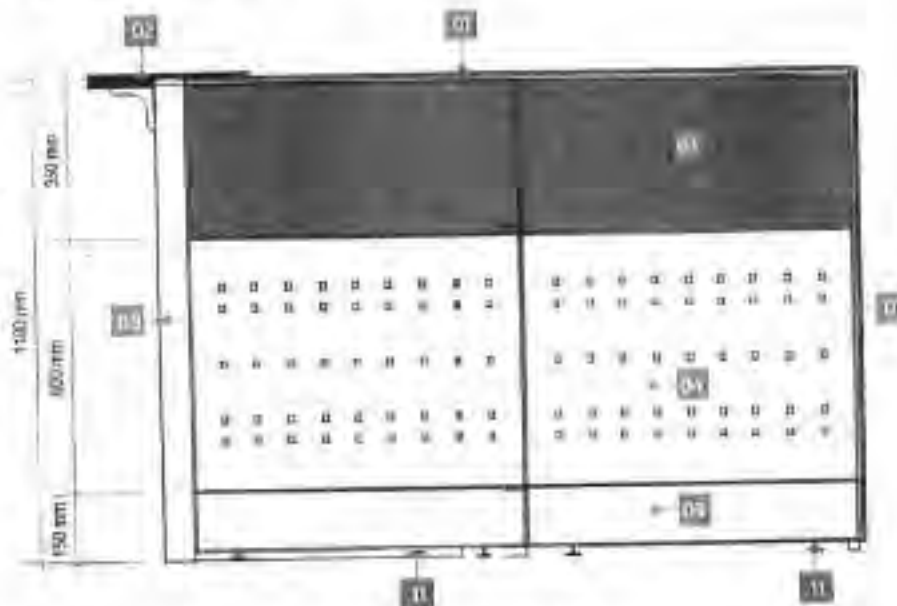
NOTES:

- WHEN DIMENSIONS ON THESE DRAWINGS SHALL HAVE PRECEDENCE OVER SCALED DIMENSIONS.
- CONTRACTOR/SUPPLIER SHALL VERIFY AND BE RESPONSIBLE FOR ALL DIMENSIONS AND CONDITIONS OF THE JOB.
- PWD MUST BE NOTIFIED IMMEDIATELY OF ANY VARIATIONS FROM THE DIMENSIONS AND CONDITIONS SHOWN IN THESE DRAWINGS.
- CONTRACTOR/SUPPLIER SHALL SUBMIT SHOP DRAWING AND PROTOTYPE TO PWD FOR APPROVAL BEFORE PRODUCTION.
- SUPPLIER TO SUBMIT FIVE (5) YEARS WARRANTY CERTIFICATE AGAINST DEFECT IN PRODUCT AND WORKMANSHIP.

SPECIFICATIONS:

- 01 - ALUMINUM TOP / END CAP
- 02 - WORK TOP / COUNTER TOP
- 03 - FABRIC PANEL (MID-PANEL)
- 04 - PERFORATED METAL PANEL (BOTTOM PANEL)
- 05 - METAL GRILLE PANEL (FOR IN AND OUT TRAYS)
- 06 - METAL IN AND OUT TRAYS

- 07 - END SUPPORT PANEL
- 08 - CORNER CONNECTOR POST
- 09 - BASE COVER / RACEWAY
- 10 - GROMMET CAP
- 11 - HEAVY DUTY ADJUSTABLE FOOT GLIDES
- 12 - CONVENIENCE OUTLET

**REAR****RIGHT SIDE**

LAND BANK OF THE PHILIPPINES
PROJECT MANAGEMENT & ENGINEERING DEPT.

1518 M. H. DEL PILAR ST., CORNER OR. QUIROS ST., MALATE, MANILA

TITLE:

EA WORKSTATION
(TYPE 2)

LAND BANK STANDARD DETAILS & SPECIFICATIONS

RECOMMENDING APPROVAL:

[Signature]
HEAD, PMED

DESIGN: TWO-PHASE

DRAWING: DSA-PHED

DATE: JULY 2020


CHECKED: J. ISLAG

DATE:

SHEET NO.:

EA
3 OF 4

D-107




IN AND OUT TRAYS



GROUNDNET CAP



HEAVY DUTY ADJUSTABLE FOOT GLIDES



RACEWAY



RECEIVING COUNTER

DESCRIPTIONS

PANEL SYSTEM:

-FOR SEGMENTED AND COMPOSITE PANELS INCLUDING THE ELECTRICAL AND DATA PORT ACCESS.

HEIGHT:

-OVER-ALL PANEL HEIGHT SHALL BE 1100mm. (SEE ATTACHED LAYOUT)

WIDTH:

-WIDTH RANGING FROM 600mm, 750mm and 1500mm. (SEE ATTACHED LAYOUT)

THICKNESS:

-PANEL THICKNESS SHALL BE GA. 16 COLD ROLLED METAL WITH A MINIMUM OF 82.5mm THK TO 75mm THK.

FABRIC (TOP/MID PANEL):

-PANEL FABRIC SURFACE AREA SHOULD BE REMOVABLE AND CAN FIT BACK IN PLACE.

-ASSEMBLED THROUGH CLIP-ON CONNECTION WITH 10mm THK MDF TILE BACKING.

-FABRIC COLOR: GRAY (SUBJECT FOR APPROVAL)

PERFORATED METAL (BOTTOM PANEL):

-METAL PANEL SHALL BE GA. 18 METAL SHEET ON POWDER COATED FINISH.

-PANEL COLOR: GRAY (SUBJECT FOR APPROVAL)

FRAMES:

-FRAMES SHALL BE GA. 16 (MIN) COLD ROLLED SHEET WITH NON-CORROSIVE PAINT FINISH.

-FABRICATION SHALL BE LIGHTWEIGHT WITH FINE DETAILS.

-COLOR: GRAY (SUBJECT FOR APPROVAL)

CAPPING AND END TRIMS:

-CAPPING SHALL BE ALUMINUM ON POWDER COATED FINISH.

-PROVIDE HEAVY DUTY FOOT GLIDES FOR ALL PARTITIONS.

-COLOR: GRAY (SUBJECT FOR APPROVAL)

METAL GRILLE PANEL:

-PANEL SHALL BE GA. 18 (MIN) COLD ROLLED SHEET ON POWDER COATED FINISH.

-PROVIDE SLOTS FOR IN AND OUT TRAYS.

-COLOR: GRAY (SUBJECT FOR APPROVAL)

RACEWAY:

-SHOULD BE ABLE TO ACCOMMODATE A MAXIMUM OF TEN (10) WIRES AND TEN (10) CABLES.

-RACEWAY HEIGHT RANGING FROM 150mm TO 200mm.

-INCLUDE PROVISIONS FOR TWO (2) UNIVERSAL CONVENIENCE OUTLETS, ONE (1) DATA OUTLET, AND ONE (1) SPEAKER OUTLET FOR EVERY PANEL.

IN AND OUT TRAYS:

-TRAYS SHALL BE GA. 18 COLD ROLLED METAL SHEET ON POWDER COATED FINISH.

-TRAY SLOTS TO BE FIRMLY ATTACHED TO METAL GRILLE FRAME.

-COLOR: GRAY (SUBJECT FOR APPROVAL)

WORK SURFACE:

-32mm THK MDF, HDF OR EQUIVALENT WITH 15mm THK HIGH PRESSURE LAMINATE (HPL) WITH F-MOULDING EDGES.

-COLOR: LIGHT BEIGE (SUBJECT FOR APPROVAL)

RECEIVING COUNTER:

-32mm THK MDF, HDF OR EQUIVALENT WITH 15mm THK HIGH PRESSURE LAMINATE (HPL) WITH F-MOULDING EDGES.

-COLOR: LIGHT BEIGE (SUBJECT FOR APPROVAL)

ACCESSORIES



LAND BANK OF THE PHILIPPINES
PROJECT MANAGEMENT & ENGINEERING DEPT.

3800 M. H. DEL PILAR ST., CORNER 10th DIVISION ST., BAYAN LARI, CALABATE MALL

TITLE:

EA WORKSTATION
(TYPE 2)

LAND BANK STANDARD DETAILS & SPECIFICATIONS

RECOMMENDING APPROVAL:

[Signature]
HEAD, PME

DESIGN:

DRAWING:

SHEET NO.:

DATE:

JULY 2020

CHECKED:

J. NOLAN

DATE:

EA
4 OF 4

D-08

CLASS D

SPECIAL CLIENTS TABLE **GENERAL NOTES /** **TERMS OF REFERENCE:**

1. SUPPLIER TO SUBMIT A WARRANTY CERTIFICATE OF ONE (1) YEAR AGAINST ANY DEFECT IN PRODUCT AND WORKMANSHIP.
2. SUPPLIER TO SUBMIT DETAILED DRAWINGS PRINTED ON A4 SIZE PAPER WITH THE SUPPLIER'S OFFICIAL LETTERHEAD AND MOCK-UP UNIT TO PMED FOR POST QUALIFICATION EVALUATION.
3. WRITTEN DIMENSION ON THE DRAWINGS SHALL HAVE PRECEDENCE OVER SCALED DIMENSIONS.
4. SUPPLIER SHALL VERIFY AND BE RESPONSIBLE FOR ALL DIMENSIONS AND CONDITIONS ON THE JOB.
5. DISCREPANCIES BETWEEN DRAWINGS AND ACTUAL CONDITION MUST BE IMMEDIATELY FORWARDED TO PMED FOR RESOLUTION.
6. SUPPLIER VERIFY AND BE RESPONSIBLE FOR ALL DIMENSIONS AND CONDITIONS OF THE JOB.
7. SUPPLIER TO COORDINATE WITH THE END-USER ON THE SCHEDULE OF MOBILIZATION/DELIVERY OF THE SAID ITEM.
8. SUPPLIER TO SUBMIT (AS PART OF THE DOCUMENTARY REQUIREMENTS) TO PMED THE PHOTOS OF ACTUAL INSTALLED ITEM. (CLOSE-UP AND FULL VIEW OF THE SAID ITEM).

TECHNICAL SPECIFICATIONS

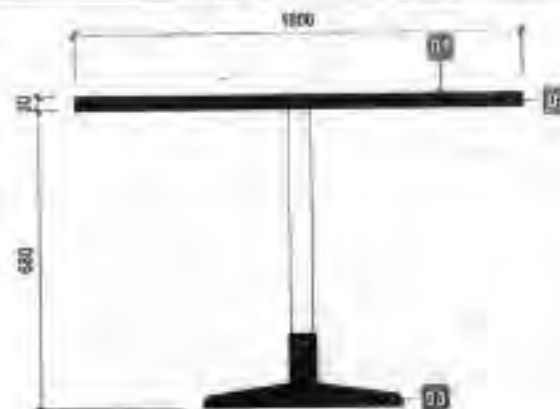
- 01 - 1000mm DIA. x 32mm THK. HDF/MDF TABLE WITH 1.5mm THK. HPL TABLE TOP COLOR: OFF-WHITE (SUBJECT FOR APPROVAL)
- 02 - TABLE EDGES SHOULD BE TORUS AND PROVIDED WITH RUBBER OR PLASTIC EDGE MouldING COLOR: BLACK
- 03 - 8mm THK. POWDER-COATED STEEL BASE COLOR: BLACK



PERSPECTIVE



PLAN
SCALE: 1/2"



ELEVATION
SCALE: 1/2"



LAND BANK OF THE PHILIPPINES
PROJECT MANAGEMENT & ENGINEERING DEPT.
HAWMO CAMPUS (CORNER) QUEZON CITY, MANILA

PROJECT FILE:

SPECIAL CLIENTS TABLE **(ROUND)**

1. (MORNING STAFF) (MORNING STAFF) (MORNING STAFF)

APPROVED BY:

[Signature]
ENRICO D. SAMANIEGO

HEAD, PMED

DATE: 01/01/2024

PERSPECTIVE
PLAN VIEW
SPECIFICATION

DESIGN: 0000

DATE: 01/01/2024

CHECKED: J. S. S. S. S.

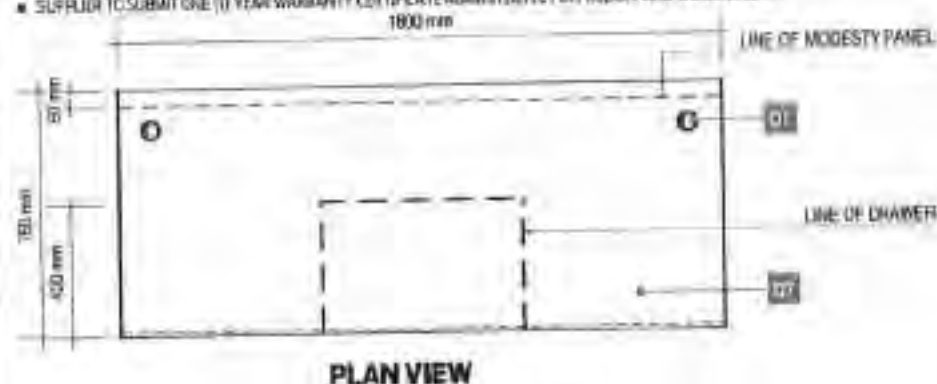
A-1

400148

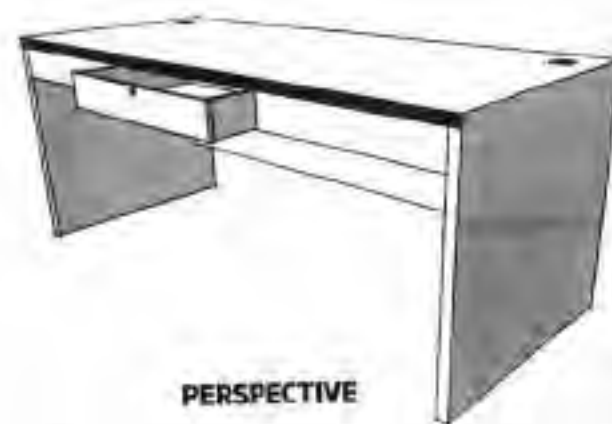
D-6A

NOTES:

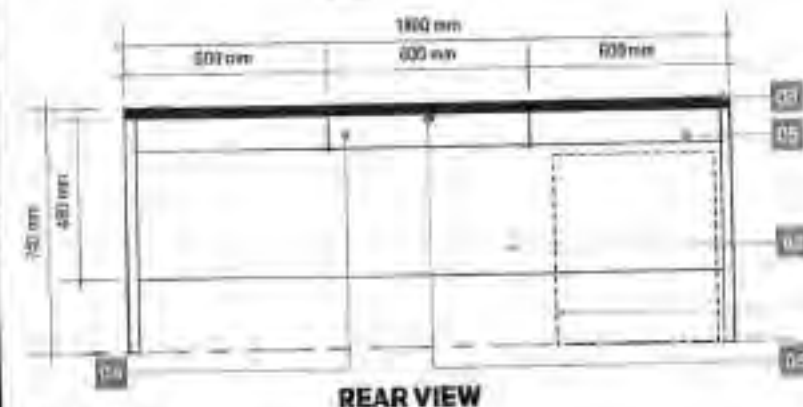
- WRITTEN DIMENSIONS ON THESE DRAWINGS SHALL HAVE PRECEDENCE OVER SCALED DIMENSIONS.
- CONTRACTOR/SUPPLIER SHALL VERIFY AND BE RESPONSIBLE FOR ALL DIMENSIONS AND CONDITIONS OF THE JOB.
- PMED MUST BE NOTIFIED IMMEDIATELY OF ANY VARIATIONS FROM THE DIMENSIONS AND CONDITIONS SHOWN IN THESE DRAWINGS.
- SUPPLIER SHALL SUBMIT SHOP DRAWING AND PROTOTYPE TO PMED FOR APPROVAL BEFORE PRODUCTION.
- SUPPLIER TO SUBMIT ONE (1) YEAR WARRANTY CERTIFICATE AGAINST DEFECT IN PRODUCT AND WORKMANSHIP.



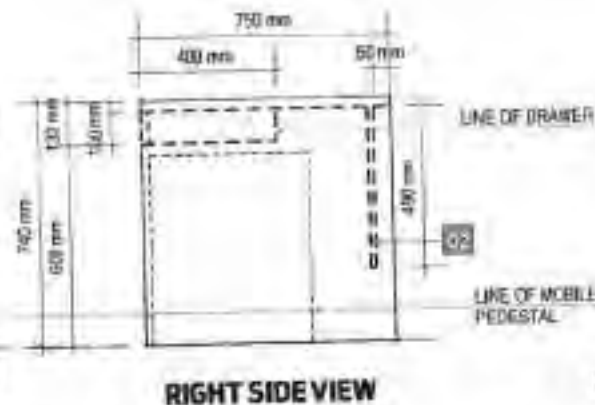
PLAN VIEW



PERSPECTIVE



REAR VIEW



RIGHT SIDE VIEW



BLOW-UP OF DRAWER LOCK

SPECIFICATIONS:

- 01 - GROMMET CAP
- 02 - 32mm THK. LAMINATED MDF MODESTY PANEL (COLOR: LIGHT BEIGE)
- 03 - 2mm THK. PVC EDGING (COLOR: BLACK)
- 04 - 12mm THK. LAMINATED PLYWOOD FULL-OUT DRAWER (COLOR: LIGHT BEIGE) W/ FULL EXTENSION DRAWER GUIDE
- 05 - 32mm THK. LAMINATED MDF FASCIA (COLOR: LIGHT BEIGE)
- 06 - STAINLESS STEEL DRAWER KEY LOCK
- 07 - 32mm THK. LAMINATED MDF WORKTOP (COLOR: LIGHT BEIGE)



LAND BANK OF THE PHILIPPINES
PROJECT MANAGEMENT & ENGINEERING DEPT.
11th FL. DEL PLAN ST., CORNER DR. GUNOTOS ST., MALAYE VAMBA

TITLE

JUNIOR EXECUTIVE
MODULAR TABLE

LAND BANK STANDARD DETAILS & SPECIFICATIONS

RECOMMENDING APPROVAL:

[Signature]
ENGR. D. L. DAMAYAN
HEAD, PMED

DESIGN: TSU-PMED

DRAWN: TSU-PMED

DATE: JULY 2020

REVIEWED: J. MELANO

DATE:

SHEET NO:

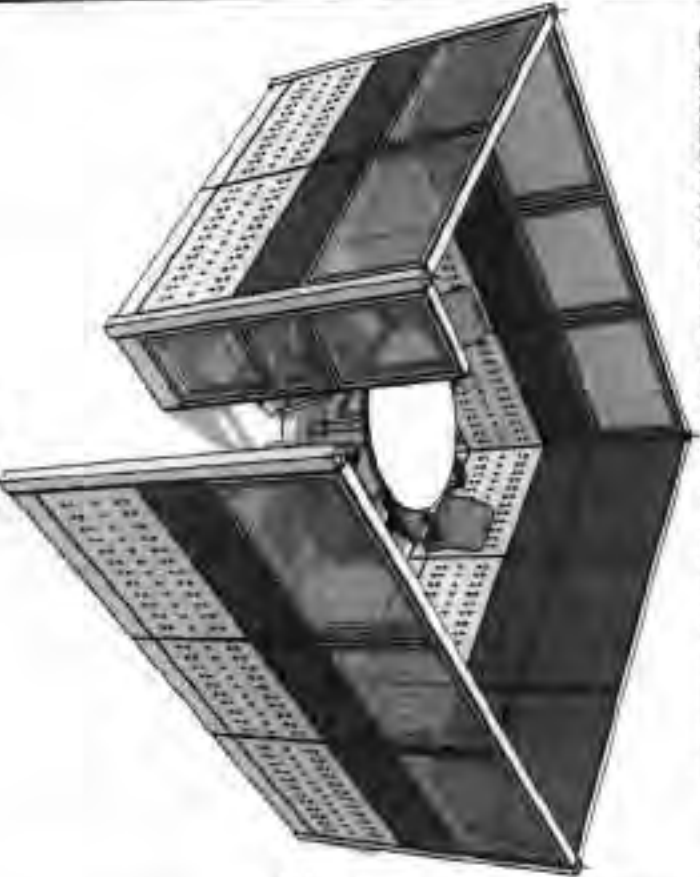
JMT
10F1

D-70

NOTES:

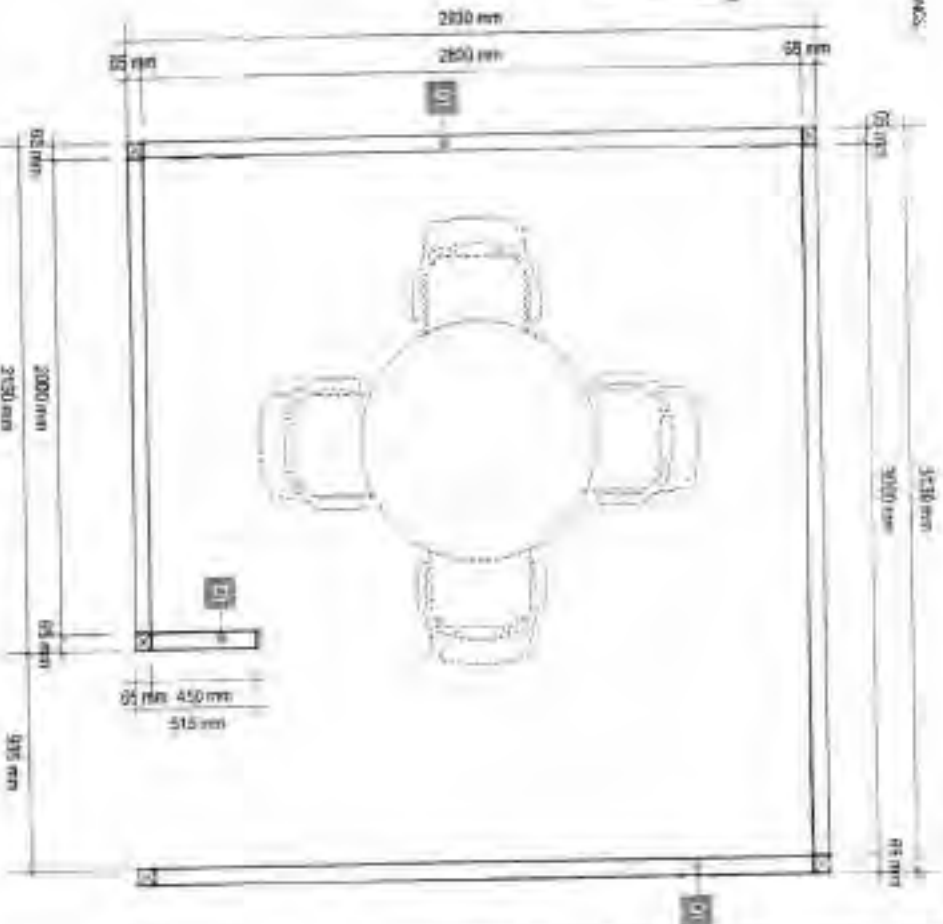
- CONTRACTOR SHALL HAVE THE DRAWING SCALED IN ACCORDANCE WITH THE REQUIREMENTS OF THE BIDDING DOCUMENTS.
- CONTRACTOR SHALL VERIFY AND BE RESPONSIBLE FOR ALL DIMENSIONS AND CONDITIONS OF THE SITE.
- CONTRACTOR SHALL BE RESPONSIBLE FOR ANY VARIATIONS FROM THE DIMENSIONS AND CONDITIONS SHOWN IN THESE DRAWINGS.
- CONTRACTOR SHALL SUBMIT SHOP DRAWINGS AND PROPOSAL TO THE ARCHITECT FOR APPROVAL BEFORE PRODUCTION.
- SUPPLIER TO SUBMIT FIVE (5) YEARS WARRANTY CERTIFICATE AGAINST DEFECTS IN PRODUCT AND WORKMANSHIP.

CLASS D



PERSPECTIVE

- SPECIFICATIONS:**
- 01 - ALUMINUM TOP / END CAP
 - 02 - WORK TOP / COUNTER TOP
 - 03 - GLASS PANEL (TOP-PANEL)
 - 04 - FABRIC PANEL (MID-PANEL)
 - 05 - PERFORATED METAL PANEL (BOTTOM-PANEL)
 - 06 - END SUPPORT PANEL
 - 07 - CORNER CONNECTOR POST
 - 08 - BASE COVER / RAILWAY
 - 09 - HEAVY DUTY ADJUSTABLE FOOT GLIDES
 - 10 - CONVENIENCE OUTLET



PLAN



LAND BANK OF THE PHILIPPINES
PROJECT MANAGEMENT & ENGINEERING DEPT.

1688 M.H. DEL PILAR ST., CORNER DR. QUINTOS ST. VALATE MARINA

TITLE:

SPECIAL CLIENTS

LAND BANK STANDARD DETAILS SPECIFICATIONS

RECOMMENDED APPROVAL:

[Signature]
RICHARD O. SAMPAG
HEAD (MR)

DESIGN:

PROJ. MGR.

SHEET NO:

DATE:

REVIEWED:

DATE:

DATE:

SC
10F7


D-71

NOTES:

- WRITTEN DIMENSIONS ON THESE DRAWINGS SHALL HAVE PRECEDENCE OVER SCALED DIMENSIONS.
- CONTRACTOR/SUPPLIER SHALL VERIFY AND BE RESPONSIBLE FOR ALL DIMENSIONS AND CONDITIONS OF THE JOB.
- **PMED** MUST BE NOTIFIED IMMEDIATELY OF ANY VARIATIONS FROM THE DIMENSIONS AND CONDITIONS SHOWN IN THESE DRAWINGS.
- CONTRACTOR/SUPPLIER SHALL SUBMIT SHOP DRAWINGS AND PROTOTYPE TO **PMED** FOR APPROVAL BEFORE PRODUCTION.
- SUPPLIER TO SUBMIT FIVE (5) YEARS WARRANTY CERTIFICATE AGAINST DEFECT IN PRODUCT AND WORKMANSHIP.

SPECIFICATIONS:

- | | |
|--|--|
| 01 - ALUMINUM TOP / END CAP | 06 - END SUPPORT PANEL |
| 02 - WORK TOP / COUNTER TOP | 07 - CORNER CONNECTOR POST |
| 03 - GLASS PANEL (TOP-PANEL) | 08 - BASE COVER / RACEWAY |
| 04 - FABRIC PANEL (MID-PANEL) | 09 - HEAVY DUTY ADJUSTABLE FOOT GLIDES |
| 05 - PERFORATED METAL PANEL (BOTTOM PANEL) | 10 - CONVENIENCE OUTLET |



LAND BANK OF THE PHILIPPINES
PROJECT MANAGEMENT & ENGINEERING DEPT.

1508 N.H. DEL PILAR ST., CORNER DR. QUINTOS ST., MALATE MANILA

TITLE:

SPECIAL CLIENTS

LANDBANK STANDARD DETAILS & SPECIFICATIONS

RECOMMENDING APPROVAL:

[Signature]
JESUS D. SAMARINO
HEAD, PMED

DESIGN: TSG-PMED

DRAWN: TSG-PMED

DATE: JULY 2009

REVISION: 1.00

DATE:

SHEET NO:

SC
2 OF 7


D-72

NOTES:

- WRITTEN DIMENSIONS ON THESE DRAWINGS SHALL HAVE PRECEDENCE OVER SCALED DIMENSIONS.
- CONTRACTOR/SUPPLIER SHALL VERIFY AND BE RESPONSIBLE FOR ALL DIMENSIONS AND CONDITIONS OF THE JOB.
- PMED MUST BE NOTIFIED IMMEDIATELY OF ANY VARIATIONS FROM THE DIMENSIONS AND CONDITIONS SHOWN IN THESE DRAWINGS.
- CONTRACTOR/SUPPLIER SHALL SUBMIT SHOP DRAWING AND PROTOTYPE TO PMED FOR APPROVAL BEFORE PRODUCTION.
- SUPPLIER TO SUBMIT FIVE (5) YEARS WARRANTY CERTIFICATE AGAINST DEFECT IN PRODUCT AND WORKMANSHIP.

SPECIFICATIONS:

- | | |
|--|--|
| 01 - ALUMINUM TOP / END CAP | 06 - END SUPPORT PANEL |
| 02 - WORK TOP / COUNTER TOP | 07 - CORNER CONNECTOR POST |
| 03 - GLASS PANEL (TOP-PANEL) | 08 - BASE COVER / RACEWAY |
| 04 - FABRIC PANEL (MID-PANEL) | 09 - HEAVY DUTY ADJUSTABLE FOOT GLIDES |
| 05 - PERFORATED METAL PANEL (BOTTOM PANEL) | 10 - CONVENIENCE OUTLET |



RIGHT SIDE



LAND BANK OF THE PHILIPPINES
PROJECT MANAGEMENT & ENGINEERING DEPT.

1599 M.H. DEL PILAR ST., CORNER DE QUINTOS ST., MALATE MANILA

TITLE:

SPECIAL CLIENTS

LANDBANK STANDARD DETAILS & SPECIFICATIONS

RECOMMENDING APPROVAL:

C
[Signature]
MARCO D.J. SAMARINO
HEAD, PMED

DESIGN: 193-PMED

DRAWN: 754-PMED

DATE: JULY 2028

REVIEWED: J. WISLAND

DATE:

SHEET NO:

SC
3 OF 7


D-73

NOTES:

- WRITTEN DIMENSIONS ON THESE DRAWINGS SHALL HAVE PRECEDENCE OVER SCALED DIMENSIONS.
- CONTRACTOR/SUPPLIER SHALL VERIFY AND BE RESPONSIBLE FOR ALL DIMENSIONS AND CONDITIONS OF THE JOB.
- PMED MUST BE NOTIFIED IMMEDIATELY OF ANY VARIATIONS FROM THE DIMENSIONS AND CONDITIONS SHOWN IN THESE DRAWINGS.
- CONTRACTOR/SUPPLIER SHALL SUBMIT SHOP DRAWING AND PHOTO TYPE TO PMED FOR APPROVAL BEFORE PRODUCTION.
- SUPPLIER TO SUBMIT FIVE (5) YEARS WARRANTY CERTIFICATE AGAINST DEFECT (I) PRODUCT AND WORKMANSHIP.

SPECIFICATIONS:

- | | |
|--|--|
| 01 - ALUMINUM TOP / END CAP | 06 - END SUPPORT PANEL |
| 02 - WORK TOP / COUNTER TOP | 07 - CORNER CONNECTOR POST |
| 03 - GLASS PANEL (TOP-PANEL) | 08 - BASE COVER / RACEWAY |
| 04 - FABRIC PANEL (MID-PANEL) | 09 - HEAVY DUTY ADJUSTABLE FOOT GLIDES |
| 05 - PERFORATED METAL PANEL (BOTTOM PANEL) | 10 - CONVENIENCE OUTLET |



LEFT SIDE



LAND BANK OF THE PHILIPPINES
PROJECT MANAGEMENT & ENGINEERING DEPT.

1589 W.M. DEL PILAR ST., CORNER DR. QUINTOS ST., MALAYE MANILA

TITLE:

SPECIAL CLIENTS

LAND BANK STANDARD DETAILS & SPECIFICATIONS

RECOMMENDING APPROVAL:

[Signature]
ENRICO D.J. SAMPAGAN
HEAD, PMED

DESIGN: ISSUED

DRAWN: ISSUED

DATE: JULY 2023

REVIEWED: J. MISLANG

DATE:

SHEET NO:

SC
4 OF 7


D-74

NOTES:

- WRITTEN DIMENSIONS ON THESE DRAWINGS SHALL HAVE PRECEDENCE OVER SCALED DIMENSIONS.
- CONTRACTOR/SUPPLIER SHALL VERIFY AND BE RESPONSIBLE FOR ALL DIMENSIONS AND CONDITIONS OF THE EBL.
- PMED MUST BE NOTIFIED IMMEDIATELY OF ANY VARIATIONS FROM THE DIMENSIONS AND CONDITIONS SHOWN IN THESE DRAWINGS.
- CONTRACTOR/SUPPLIER SHALL SUBMIT SHOP DRAWING AND PROTOTYPE TO PMED FOR APPROVAL BEFORE PRODUCTION.
- SUPPLIER TO SUBMIT TWO (2) YEARS WARRANTY CERTIFICATE AGAINST DEFECT IN PRODUCT AND WORKMANSHIP.

SPECIFICATIONS:

- | | |
|--|--|
| 01 - ALUMINUM TOP / END CAP | 06 - END SUPPORT PANEL |
| 02 - WORK TOP / TOUNTER TOP | 07 - CORNER CONNECTOR POST |
| 03 - GLASS PANEL (TOP-PANEL) | 08 - BASE COVER / RACEWAY |
| 04 - FABRIC PANEL (MID-PANEL) | 09 - HEAVY DUTY ADJUSTABLE FOOT GUIDES |
| 05 - PERFORATED METAL PANEL (BOTTOM PANEL) | 10 - CONVENIENCE OUTLET |



LAND BANK OF THE PHILIPPINES
PROJECT MANAGEMENT & ENGINEERING DEPT.

3558 N.H. DEL PILAR ST., CORNER DR. QUINTOS ST., MALATE MANILA

TITLE:

SPECIAL CLIENTS

LAND BANK STANDARD DETAILS & SPECIFICATIONS

RECOMMENDING APPROVAL

C

[Signature]
ENRICO D. SAMPANICO
HEAD, PMED

DESIGN: TSU-PMED

DRAWN: TSU-PMED

DATE: JULY 2020

REVIEWED: J. MISLANDO

DATE:

SHEET NO:

SC
5 OF 7

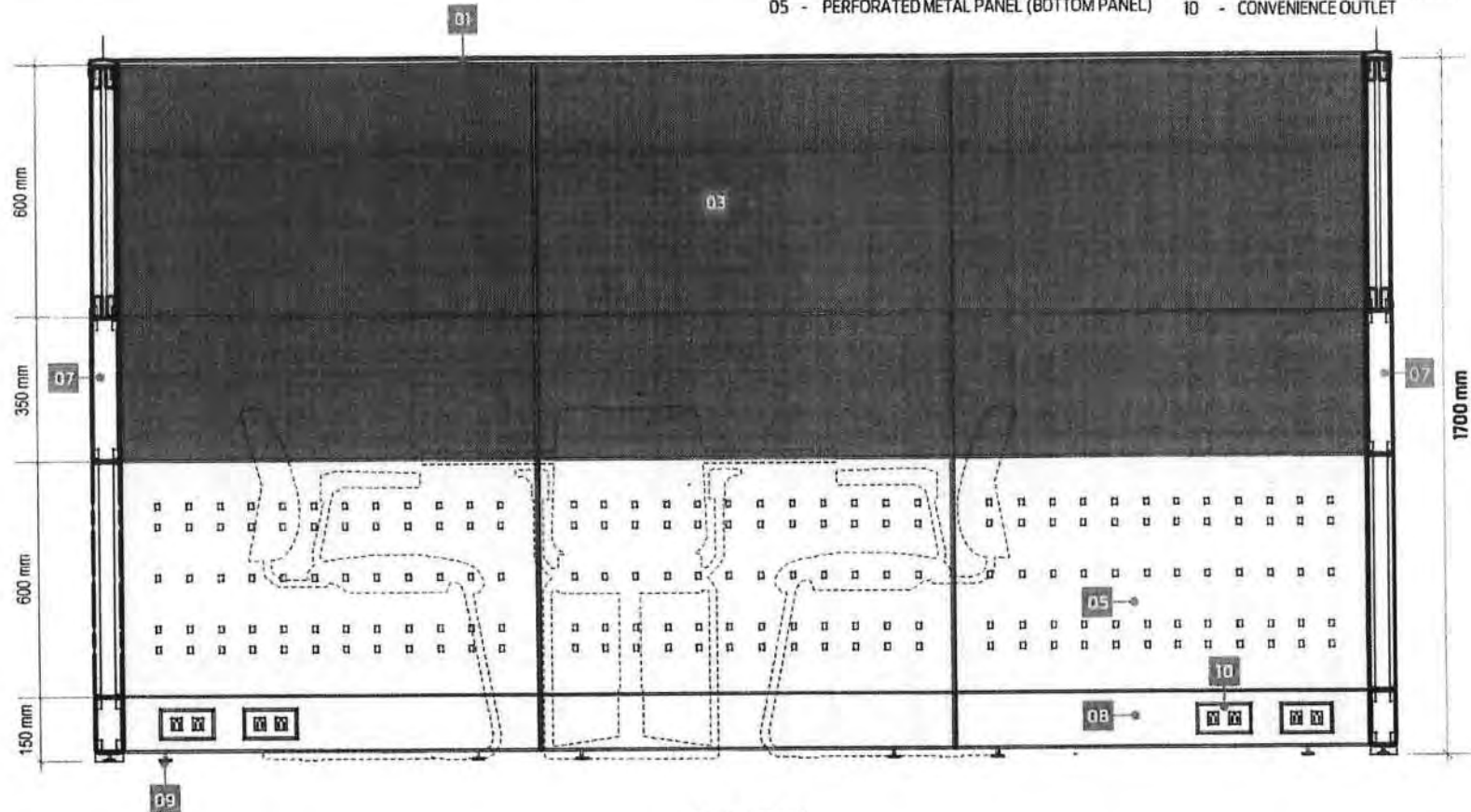
D-75

NOTES:

- WRITTEN DIMENSIONS ON THESE DRAWINGS SHALL HAVE PRECEDENCE OVER SCALED DIMENSIONS.
- CONTRACTOR/SUPPLIER SHALL VERIFY AND BE RESPONSIBLE FOR ALL DIMENSIONS AND CONDITIONS OF THE JOB.
- PMED MUST BE NOTIFIED IMMEDIATELY OF ANY VARIATIONS FROM THE DIMENSIONS AND CONDITIONS SHOWN IN THESE DRAWINGS.
- CONTRACTOR/SUPPLIER SHALL SUBMIT SHOP DRAWING AND PROTOTYPE TO PMED FOR APPROVAL BEFORE PRODUCTION.
- SUPPLIER TO SUBMIT FIVE (5) YEARS WARRANTY CERTIFICATE AGAINST DEFECT IN PRODUCT AND WORKMANSHIP.

SPECIFICATIONS:

- | | |
|--|--|
| 01 - ALUMINUM TOP / END CAP | 06 - END SUPPORT PANEL |
| 02 - WORK TOP / COUNTER TOP | 07 - CORNER CONNECTOR POST |
| 03 - GLASS PANEL (TOP-PANEL) | 08 - BASE COVER / RACEWAY |
| 04 - FABRIC PANEL (MID-PANEL) | 09 - HEAVY DUTY ADJUSTABLE FOOT GLIDES |
| 05 - PERFORATED METAL PANEL (BOTTOM PANEL) | 10 - CONVENIENCE OUTLET |



SECTION



LAND BANK OF THE PHILIPPINES
PROJECT MANAGEMENT & ENGINEERING DEPT.

1598 M.H. DEL PILAR ST., CORNER DR. QUINTOS ST., MALATE MANILA

TITLE:

SPECIAL CLIENTS

LANDBANK STANDARD DETAILS & SPECIFICATIONS

RECOMMENDING APPROVAL:

Erico D.J. Samaniego
ERICO D.J. SAMANIEGO
HEAD, PMED

DESIGN: TSU-PMED

DRAWN: TSU-PMED

DATE: JULY 2020

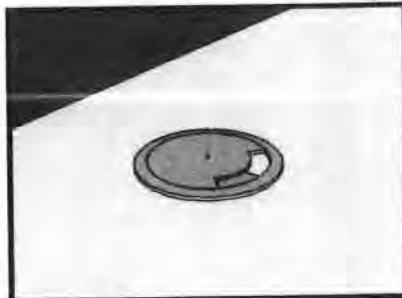
REVIEWED: J. MISLANG

DATE:


SHEET NO:

SC
6 OF 7


D-76



GROMMET CAP



HEAVY DUTY ADJUSTABLE FOOT GLIDES



RACEWAY

ACCESSORIES

DESCRIPTIONS

PANEL SYSTEM:

-FOR SEGMENTED AND COMPOSITE PANELS INCLUDING THE ELECTRICAL AND DATA PORT ACCESS.

HEIGHT:

-OVER-ALL PANEL HEIGHT SHALL BE 1700mm. (SEE ATTACHED LAYOUT)

WIDTH:

-WIDTH RANGING FROM 450mm, 800mm and 1000mm. (SEE ATTACHED LAYOUT)

THICKNESS:

-PANEL THICKNESS SHALL BE GA. 16 COLD ROLLED METAL WITH A MINIMUM OF 62.5mm THK TO 75mm THK.

GLASS (TOP PANEL):

-DOUBLE GLASS WALL SHALL BE 6mm THK TEMPERED WITH 50mm THK ALUM. FRAME ON POWDER COATED FINISH.

-ASSEMBLED THROUGH CLIP-ON CONNECTION.

-COLOR : GRAY (SUBJECT FOR APPROVAL)

FABRIC (TOP/MID PANEL):

-PANEL FABRIC SURFACE AREA SHOULD BE REMOVABLE AND CAN FIT BACK IN PLACE.

-ASSEMBLED THROUGH CLIP-ON CONNECTION WITH 6mm THK MDF TILE BACKING.

-FABRIC COLOR : GRAY (SUBJECT FOR APPROVAL)

PERFORATED METAL (BOTTOM PANEL):

-METAL PANEL SHALL BE GA. 18 METAL SHEET ON POWDER COATED FINISH.

-PANEL COLOR : GRAY (SUBJECT FOR APPROVAL)

FRAMES:

-FRAMES SHALL BE GA. 18 (MIN) COLD ROLLED SHEET WITH NON-CORROSIVE PAINT FINISH.

-FABRICATION SHALL BE LIGHTWEIGHT WITH FINE DETAILS.

-COLOR: GRAY (SUBJECT FOR APPROVAL)

CAPPING AND END TRIMS:

-CAPPING SHALL BE ALUMINUM ON POWDER COATED FINISH.

-PROVIDE HEAVY DUTY FOOT GLIDES FOR ALL PARTITIONS.

-COLOR : GRAY (SUBJECT FOR APPROVAL)

RACEWAY:

-SHOULD BE ABLE TO ACCOMMODATE A MAXIMUM OF TEN (10) WIRES AND TEN (10) CABLES.

-RACEWAY HEIGHT RANGING FROM 150mm TO 200mm.

-INCLUDE PROVISIONS FOR TWO (2) UNIVERSAL CONVENIENCE OUTLETS, ONE (1) DATA OUTLET, AND ONE (1) SPARE OUTLET FOR EVERY PANEL.



**LAND BANK OF THE PHILIPPINES
PROJECT MANAGEMENT & ENGINEERING DEPT.**

1598 M.H. DEL PILAR ST., CORNER DR. QUINTOS ST., MALATE MANILA

TITLE:

SPECIAL CLIENTS

LANDBANK STANDARD DETAILS & SPECIFICATIONS

RECOMMENDING APPROVAL:

Enrico D.J. Samaniebo
ENRICO D.J. SAMANIEBO
HEAD, PMED

DESIGN: TSU-PMED

DRAWN: TSU-PMED

DATE: JULY 2020

REVIEWED: J. MISLANG

DATE:

SHEET NO:

**SC
7 OF 7**


D-77

NOTES:

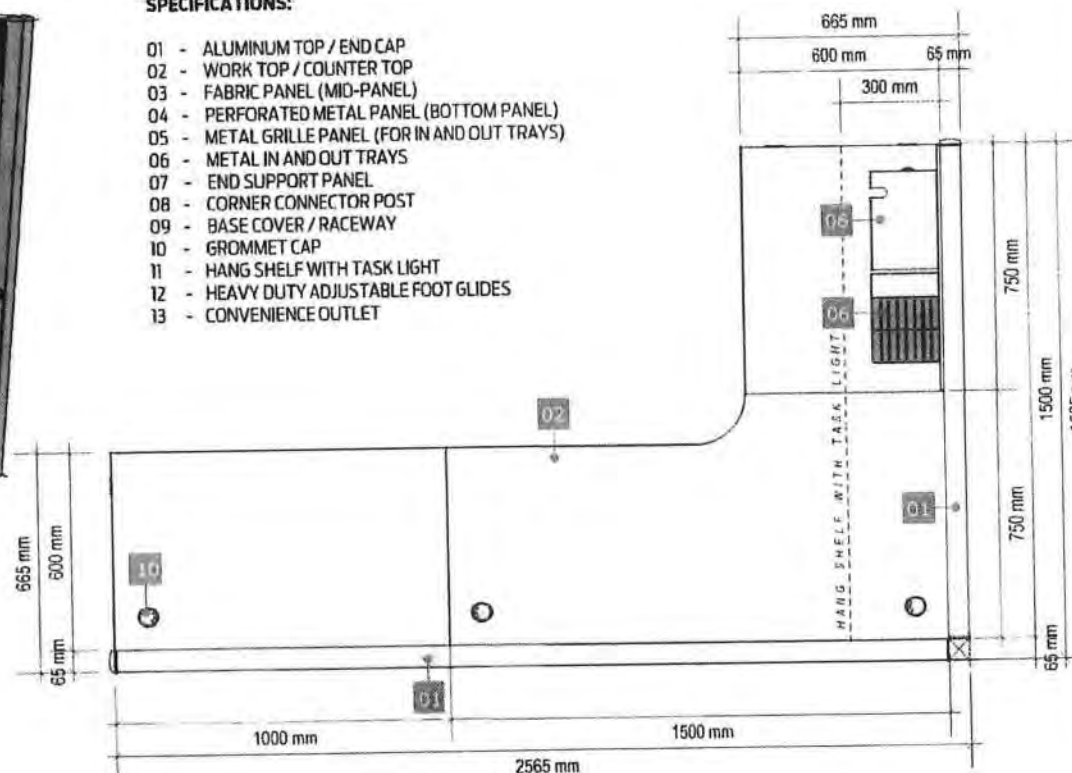
- WRITTEN DIMENSIONS ON THESE DRAWINGS SHALL HAVE PRECEDENCE OVER SCALED DIMENSIONS.
- CONTRACTOR/SUPPLIER SHALL VERIFY AND BE RESPONSIBLE FOR ALL DIMENSIONS AND CONDITIONS OF THE JOB.
- PMED MUST BE NOTIFIED IMMEDIATELY OF ANY VARIATIONS FROM THE DIMENSIONS AND CONDITIONS SHOWN IN THESE DRAWINGS.
- CONTRACTOR/SUPPLIER SHALL SUBMIT SHOP DRAWING AND PROTOTYPE TO PMED FOR APPROVAL BEFORE PRODUCTION.
- SUPPLIER TO SUBMIT FIVE (5) YEARS WARRANTY CERTIFICATE AGAINST ANY DEFECT IN PRODUCT OR WORKMANSHIP.

SPECIFICATIONS:

- 01 - ALUMINUM TOP / END CAP
- 02 - WORK TOP / COUNTER TOP
- 03 - FABRIC PANEL (MID-PANEL)
- 04 - PERFORATED METAL PANEL (BOTTOM PANEL)
- 05 - METAL GRILLE PANEL (FOR IN AND OUT TRAYS)
- 06 - METAL IN AND OUT TRAYS
- 07 - END SUPPORT PANEL
- 08 - CORNER CONNECTOR POST
- 09 - BASE COVER / RACEWAY
- 10 - GROMMET CAP
- 11 - HANG SHELF WITH TASK LIGHT
- 12 - HEAVY DUTY ADJUSTABLE FOOT GLIDES
- 13 - CONVENIENCE OUTLET



PERSPECTIVE



PLAN



LAND BANK OF THE PHILIPPINES
PROJECT MANAGEMENT & ENGINEERING DEPT.

1598 M.H. DEL PILAR ST., CORNER DR. QUINTOS ST., MALATE MANILA

TITLE:

CASHIER / BOO / BSO WORKSTATION
(TYPE 1)

LANDBANK STANDARD DETAILS & SPECIFICATIONS

RECOMMENDING APPROVAL:

ENRICO D.J. SAMANIEGO
HEAD, PMED

DESIGN: TSU-PMED

DRAWN: TSU-PMED

DATE: JULY 2020

REVIEWED: J. MISLANG

DATE:

SHEET NO:

CBBW
10F5

D-78

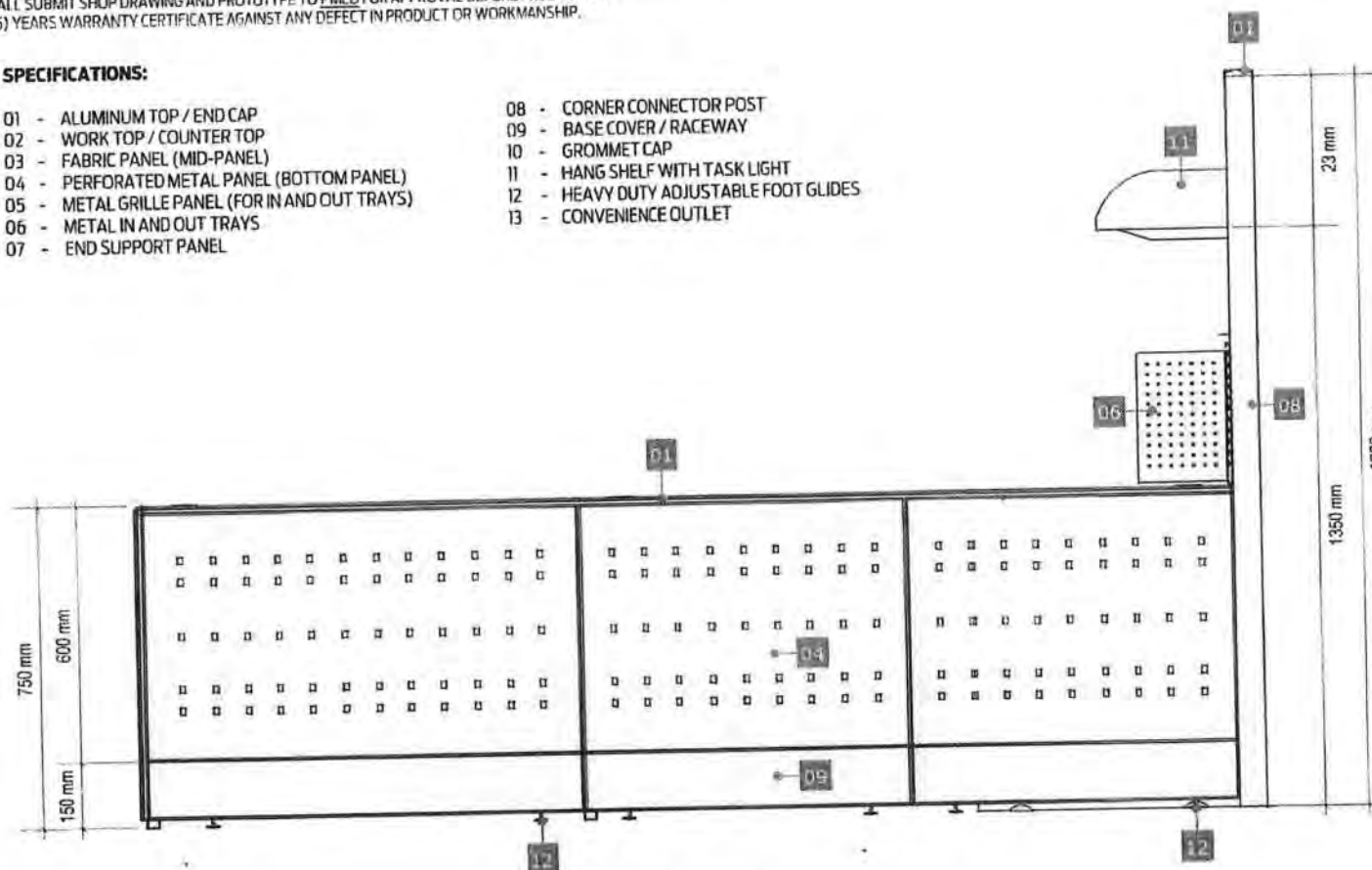
NOTES:

- WRITTEN DIMENSIONS ON THESE DRAWINGS SHALL HAVE PRECEDENCE OVER SCALED DIMENSIONS.
- CONTRACTOR/SUPPLIER SHALL VERIFY AND BE RESPONSIBLE FOR ALL DIMENSIONS AND CONDITIONS OF THE JOB.
- **PMED** MUST BE NOTIFIED IMMEDIATELY OF ANY VARIATIONS FROM THE DIMENSIONS AND CONDITIONS SHOWN IN THESE DRAWINGS.
- CONTRACTOR/SUPPLIER SHALL SUBMIT SHOP DRAWING AND PROTOTYPE TO **PMED** FOR APPROVAL BEFORE PRODUCTION.
- SUPPLIER TO SUBMIT FIVE (5) YEARS WARRANTY CERTIFICATE AGAINST ANY DEFECT IN PRODUCT OR WORKMANSHIP.

SPECIFICATIONS:

- 01 - ALUMINUM TOP / END CAP
- 02 - WORK TOP / COUNTER TOP
- 03 - FABRIC PANEL (MID-PANEL)
- 04 - PERFORATED METAL PANEL (BOTTOM PANEL)
- 05 - METAL GRILLE PANEL (FOR IN AND OUT TRAYS)
- 06 - METAL IN AND OUT TRAYS
- 07 - END SUPPORT PANEL

- 08 - CORNER CONNECTOR POST
- 09 - BASE COVER / RACEWAY
- 10 - GROMMET CAP
- 11 - HANG SHELF WITH TASK LIGHT
- 12 - HEAVY DUTY ADJUSTABLE FOOT GLIDES
- 13 - CONVENIENCE OUTLET

**FRONT**

**LAND BANK OF THE PHILIPPINES
PROJECT MANAGEMENT & ENGINEERING DEPT.**

1598 M.H. DEL PILAR ST., CORNER DR. QUINTOS ST., MALATE MANILA

TITLE:

**CASHIER / BOO/ BSO WORKSTATION
(TYPE 1)**

LANDBANK STANDARD DETAILS & SPECIFICATIONS

RECOMMENDING APPROVAL:

[Signature]
ENRICO D.J. SAMANIEGO
HEAD, PMED

DESIGN: TSU-PMED

DRAWN: TSU-PMED

DATE: JULY 2020

REVIEWED: J. MISLANG

DATE:

SHEET NO:

**CBBW
2 OF 5**

D-79

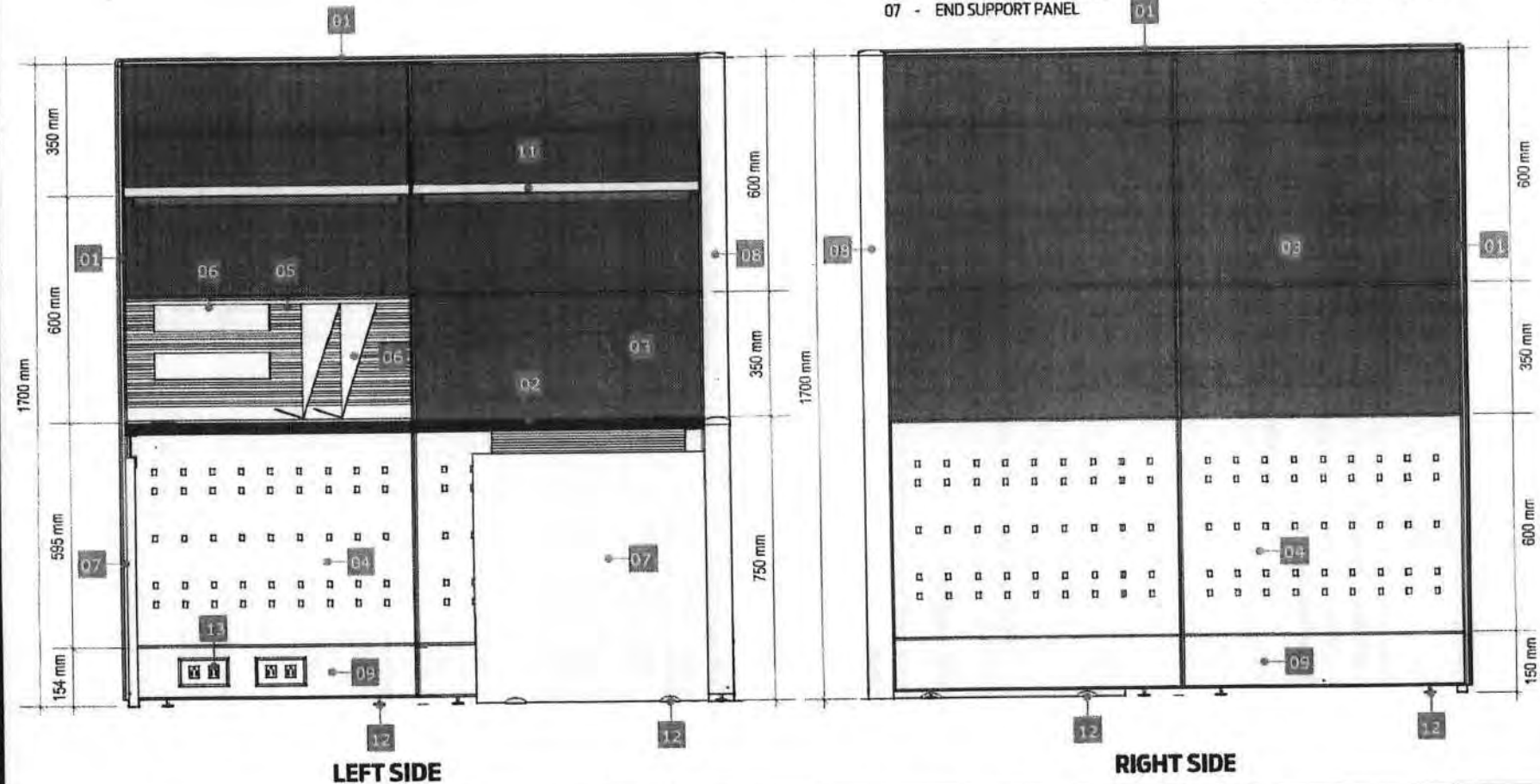
NOTES:

- WRITTEN DIMENSIONS ON THESE DRAWINGS SHALL HAVE PRECEDENCE OVER SCALED DIMENSIONS.
- CONTRACTOR/SUPPLIER SHALL VERIFY AND BE RESPONSIBLE FOR ALL DIMENSIONS AND CONDITIONS OF THE JOB.
- PMED MUST BE NOTIFIED IMMEDIATELY OF ANY VARIATIONS FROM THE DIMENSIONS AND CONDITIONS SHOWN IN THESE DRAWINGS.
- CONTRACTOR/SUPPLIER SHALL SUBMIT SHOP DRAWING AND PROTOTYPE TO PMED FOR APPROVAL BEFORE PRODUCTION.
- SUPPLIER TO SUBMIT FIVE (5) YEARS WARRANTY CERTIFICATE AGAINST ANY DEFECT IN PRODUCT OR WORKMANSHIP.

SPECIFICATIONS:

- | | |
|--|--|
| 01 - ALUMINUM TOP / END CAP | 08 - CORNER CONNECTOR POST |
| 02 - WORK TOP / COUNTER TOP | 09 - BASE COVER / RACEWAY |
| 03 - FABRIC PANEL (MID-PANEL) | 10 - GROMMET CAP |
| 04 - PERFORATED METAL PANEL (BOTTOM PANEL) | 11 - HANG SHELF WITH TASK LIGHT |
| 05 - METAL GRILLE PANEL (FOR IN AND OUT TRAYS) | 12 - HEAVY DUTY ADJUSTABLE FOOT GLIDES |
| 06 - METAL IN AND OUT TRAYS | 13 - CONVENIENCE OUTLET |
| 07 - END SUPPORT PANEL | |

CLASS D



**LAND BANK OF THE PHILIPPINES
PROJECT MANAGEMENT & ENGINEERING DEPT.**

1598 M.H. DEL PILAR ST., CORNER DR. QUINTOS ST., MALATE MANILA

TITLE:

**CASHIER / BOO/ BSO WORKSTATION
(TYPE 1)**

LANDBANK STANDARD DETAILS & SPECIFICATIONS

RECOMMENDING APPROVAL:

Enrico D.J. Samaniego
ENRICO D.J. SAMANIEGO
HEAD, PMED

DESIGN: TSU-PMED

DRAWN: TSU-PMED

DATE: JULY 2020

REVIEWED: J. MISLANG

DATE:

SHEET NO:

**CBBW
3 OF 5**

D-80

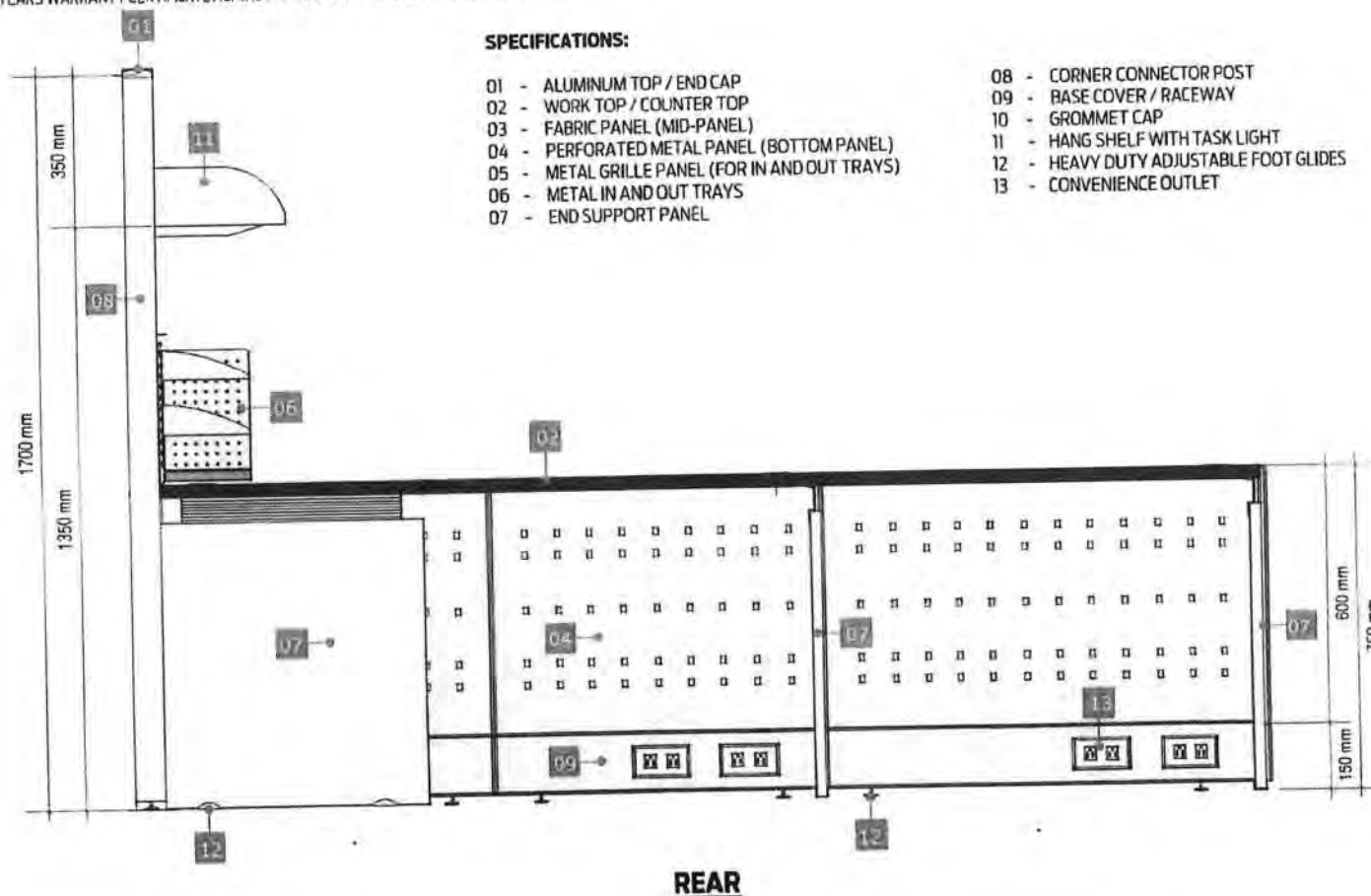
NOTES:

- WRITTEN DIMENSIONS ON THESE DRAWINGS SHALL HAVE PRECEDENCE OVER SCALED DIMENSIONS.
- CONTRACTOR/SUPPLIER SHALL VERIFY AND BE RESPONSIBLE FOR ALL DIMENSIONS AND CONDITIONS OF THE JOB.
- PMED MUST BE NOTIFIED IMMEDIATELY OF ANY VARIATIONS FROM THE DIMENSIONS AND CONDITIONS SHOWN IN THESE DRAWINGS.
- CONTRACTOR/SUPPLIER SHALL SUBMIT SHOP DRAWING AND PROTOTYPE TO PMED FOR APPROVAL BEFORE PRODUCTION.
- SUPPLIER TO SUBMIT FIVE (5) YEARS WARRANTY CERTIFICATE AGAINST ANY DEFECT IN PRODUCT OR WORKMANSHIP.

SPECIFICATIONS:

- 01 - ALUMINUM TOP / END CAP
- 02 - WORK TOP / COUNTER TOP
- 03 - FABRIC PANEL (MID-PANEL)
- 04 - PERFORATED METAL PANEL (BOTTOM PANEL)
- 05 - METAL GRILLE PANEL (FOR IN AND OUT TRAYS)
- 06 - METAL IN AND OUT TRAYS
- 07 - END SUPPORT PANEL

- 08 - CORNER CONNECTOR POST
- 09 - BASE COVER / RACEWAY
- 10 - GROMMET CAP
- 11 - HANG SHELF WITH TASK LIGHT
- 12 - HEAVY DUTY ADJUSTABLE FOOT GLIDES
- 13 - CONVENIENCE OUTLET



LAND BANK OF THE PHILIPPINES
PROJECT MANAGEMENT & ENGINEERING DEPT.

1596 M.H. DEL PILAR ST., CORNER DR. QUINTOS ST., MALATE MANILA

TITLE:

CASHIER / BOO / BSO WORKSTATION
(TYPE 1)

LANDBANK STANDARD DETAILS & SPECIFICATIONS

RECOMMENDING APPROVAL:

Emilio D.J. Samaniego
EMILIO D.J. SAMANIEGO
HEAD, PMED

DESIGN: TSU-PMED

DRAWN: TSU-PMED

DATE: JULY 2020

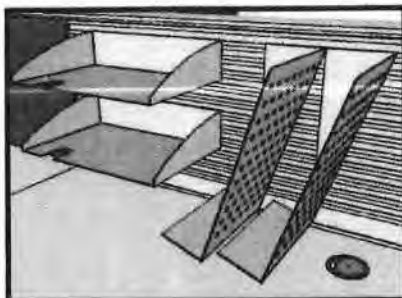
REVIEWED: J. MISLANQ

DATE:

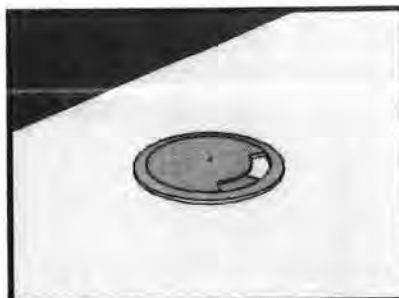
SHEET NO:

CBBW
4 OF 5


18-0




IN AND OUT TRAYS




GROMMET CAP



HEAVY DUTY ADJUSTABLE FOOT GLIDES



RACEWAY



HANGING SHELVES WITH TASK LIGHT

DESCRIPTIONS

PANEL SYSTEM:

-FOR SEGMENTED AND COMPOSITE PANELS INCLUDING THE ELECTRICAL AND DATA PORT ACCESS.

HEIGHT:

-OVER-ALL PANEL HEIGHT SHALL BE 1700mm. (SEE ATTACHED LAYOUT)

WIDTH:

-WIDTH RANGING FROM 600mm, 750mm, 1000mm and 1500mm. (SEE ATTACHED LAYOUT)

THICKNESS:

-PANEL THICKNESS SHALL BE GA. 16 COLD ROLLED METAL WITH A MINIMUM OF 62.5mm THK TO 75mm THK.

FABRIC (TOP/MID PANEL):

-PANEL FABRIC SURFACE AREA SHOULD BE REMOVABLE AND CAN FIT BACK IN PLACE.

-ASSEMBLED THROUGH CLIP-ON CONNECTION WITH 6mm THK MDF TILE BACKING.

-FABRIC COLOR : GRAY (SUBJECT FOR APPROVAL)

PERFORATED METAL (BOTTOM PANEL):

-METAL PANEL SHALL BE GA. 18 METAL SHEET ON POWDER COATED FINISH.

-PANEL COLOR : GRAY (SUBJECT FOR APPROVAL)

FRAMES:

-FRAMES SHALL BE GA. 18 (MIN) COLD ROLLED SHEET WITH NON-CORROSIVE PAINT FINISH.

-FABRICATION SHALL BE LIGHTWEIGHT WITH FINE DETAILS.

-COLOR: GRAY (SUBJECT FOR APPROVAL)

CAPPING AND END TRIMS:

-CAPPING SHALL BE ALUMINUM ON POWDER COATED FINISH.

-PROVIDE HEAVY DUTY FOOT GLIDES FOR ALL PARTITIONS.

-COLOR : GRAY (SUBJECT FOR APPROVAL)

METAL GRILLE PANEL:

-PANEL SHALL BE GA. 18 (MIN) COLD ROLLED SHEET ON POWDER COATED FINISH.

-PROVIDE SLOTS FOR IN AND OUT TRAYS.

-COLOR : GRAY (SUBJECT FOR APPROVAL)

RACEWAY:

-SHOULD BE ABLE TO ACCOMMODATE A MAXIMUM OF TEN (10) WIRES AND TEN (10) CABLES.

-RACEWAY HEIGHT RANGING FROM 150mm TO 200mm.

-INCLUDE PROVISIONS FOR TWO (2) UNIVERSAL CONVENIENCE OUTLET, ONE (1) DATA OUTLET, AND ONE (1) SPARE OUTLET FOR EVERY PANEL.

IN AND OUT TRAYS:

-TRAYS SHALL BE GA. 18 COLD ROLLED METAL SHEET ON POWDER COATED FINISH.

-TRAY SLOTS TO BE FIRMLY ATTACHED TO METAL GRILLE FRAME.

-COLOR : GRAY (SUBJECT FOR APPROVAL)

WORK SURFACE:

-32mm THK MDF, HDF OR EQUIVALENT WITH 1.5mm THK HIGH PRESSURE LAMINATE (HPL) WITH T-MOULDING

EDGES

-COLOR: LIGHT BEIGE (SUBJECT FOR APPROVAL)

HANGING SHELVES:

-GA. 18 FORMED STEEL FULLY WELDED ASSEMBLY ON POWDER COATED FINISH

-COLOR : GRAY (SUBJECT FOR APPROVAL)

TASK LIGHT:

-UNDER SHELF TASK LIGHT WITH COMPLETE ACCESSORIES, COVER AND ELECTRICAL WORKS

ACCESSORIES



LAND BANK OF THE PHILIPPINES
PROJECT MANAGEMENT & ENGINEERING DEPT.

1598 M.H. DEL PILAR ST., CORNER DR. QUINTOS ST., MALATE MANILA

TITLE:

CASHIER / BOO/ BSO WORKSTATION
(TYPE 1)

LANDBANK STANDARD DETAILS & SPECIFICATIONS

RECOMMENDING APPROVAL:

ENRICO D.J. SAMANIEGO
HEAD, PM&E

DESIGN: TSU-PMED

DRAWN: TSU-PMED

DATE: JULY 2020

REVIEWED: J. MISLANG

DATE:

SHEET NO:

CBBW
5 OF 5

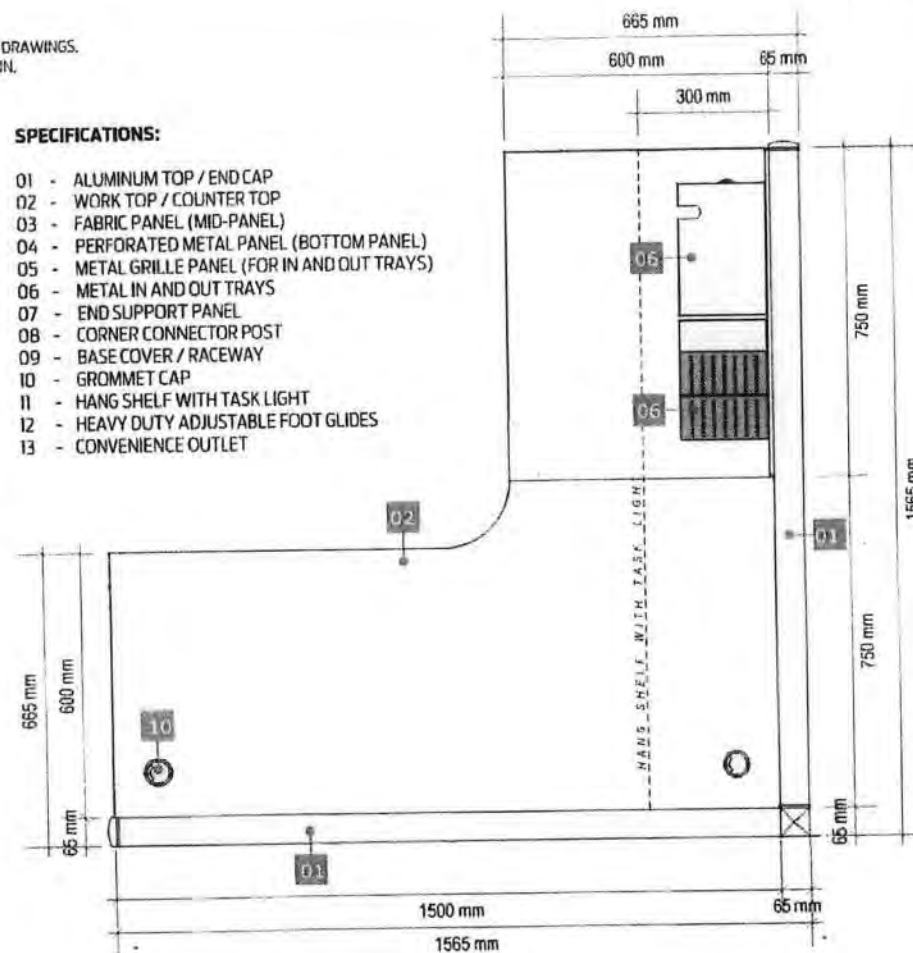
D-182

NOTES:

- WRITTEN DIMENSIONS ON THESE DRAWINGS SHALL HAVE PRECEDENCE OVER SCALED DIMENSIONS.
- CONTRACTOR/SUPPLIER SHALL VERIFY AND BE RESPONSIBLE FOR ALL DIMENSIONS AND CONDITIONS OF THE JOB.
- PMED MUST BE NOTIFIED IMMEDIATELY OF ANY VARIATIONS FROM THE DIMENSIONS AND CONDITIONS SHOWN IN THESE DRAWINGS.
- CONTRACTOR/SUPPLIER SHALL SUBMIT SHOP DRAWING AND PROTOTYPE TO PMED FOR APPROVAL BEFORE PRODUCTION.
- SUPPLIER TO SUBMIT FIVE (5) YEARS WARRANTY CERTIFICATE AGAINST ANY DEFECT IN PRODUCT OR WORKMANSHIP.

**PERSPECTIVE****SPECIFICATIONS:**

- 01 - ALUMINUM TOP / END CAP
- 02 - WORK TOP / COUNTER TOP
- 03 - FABRIC PANEL (MID-PANEL)
- 04 - PERFORATED METAL PANEL (BOTTOM PANEL)
- 05 - METAL GRILLE PANEL (FOR IN AND OUT TRAYS)
- 06 - METAL IN AND OUT TRAYS
- 07 - END SUPPORT PANEL
- 08 - CORNER CONNECTOR POST
- 09 - BASE COVER / RACEWAY
- 10 - GROMMET CAP
- 11 - HANG SHELF WITH TASK LIGHT
- 12 - HEAVY DUTY ADJUSTABLE FOOT GLIDES
- 13 - CONVENIENCE OUTLET

**PLAN**

**LAND BANK OF THE PHILIPPINES
PROJECT MANAGEMENT & ENGINEERING DEPT.**

1598 M.H. DEL PILAR ST., CORNER DR. QUINTOS ST., MALATE MANILA

TITLE:

**CASHIER / BOO / BSO WORKSTATION
(TYPE 2)**

LANDBANK STANDARD DETAILS & SPECIFICATIONS

RECOMMENDING APPROVAL:

Emrico D.J. Samaniego
EMRICO D.J. SAMANIEGO
HEAD, PMED

DESIGN: TSU-PMED

DRAWN: TSU-PMED

DATE: JULY 2020

REVIEWED: J. MISLANG

DATE:

SHEET NO:

**CBBW
1 OF 4**

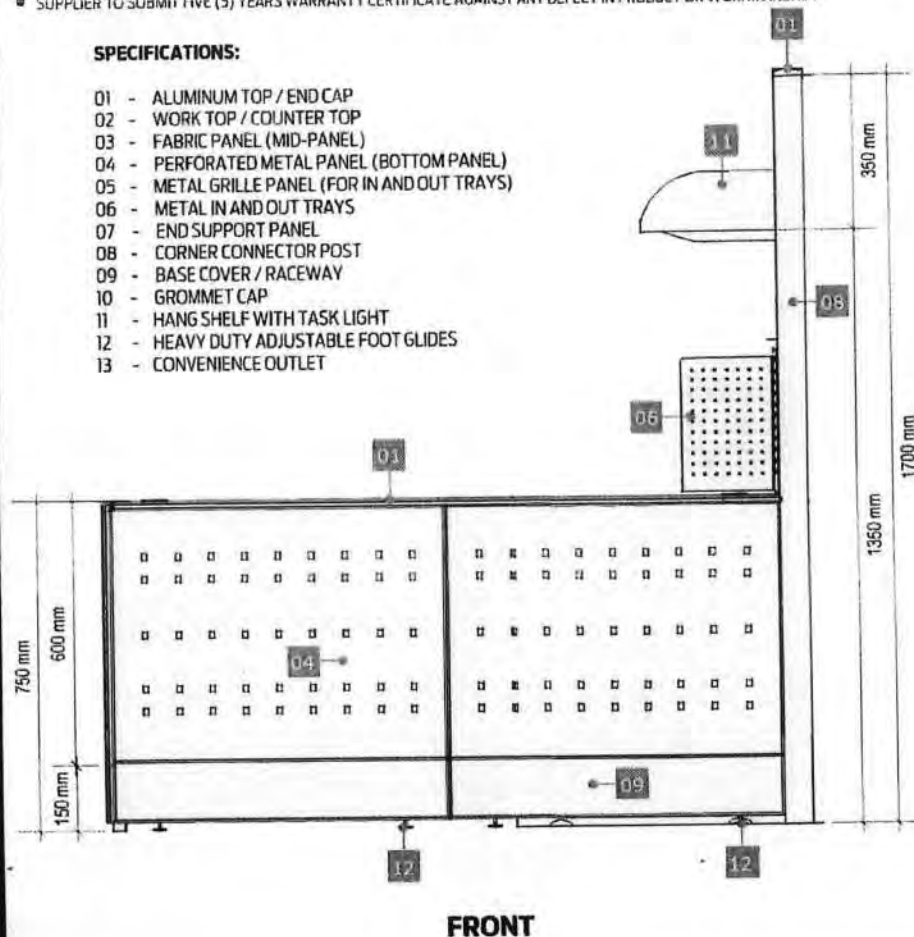
D-83

NOTES:

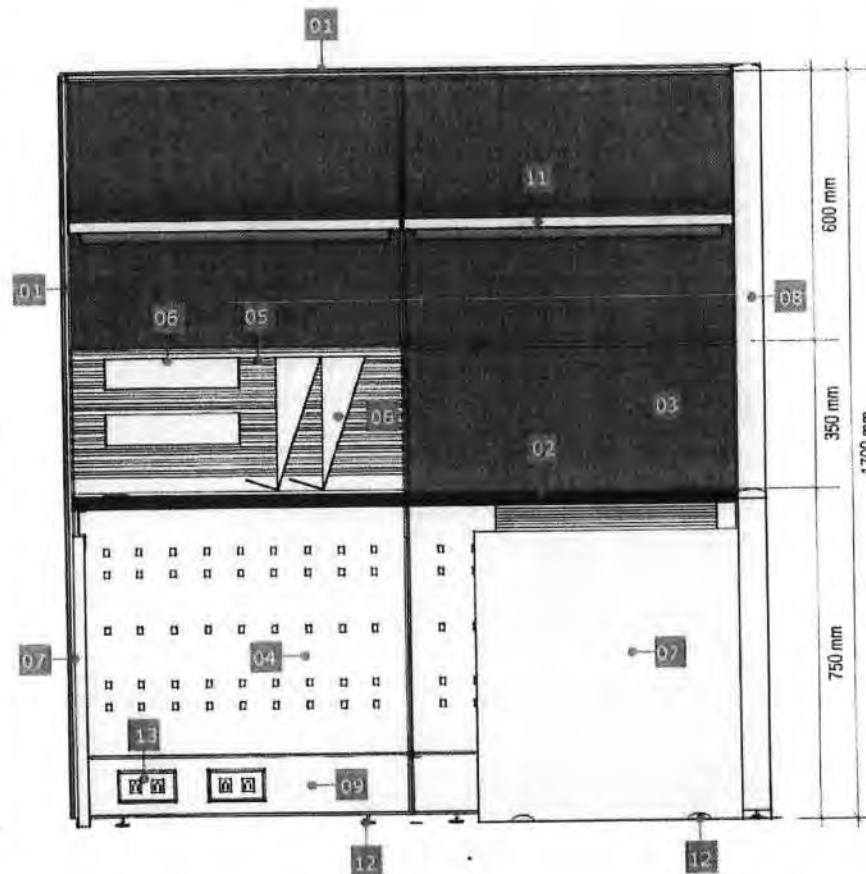
- WRITTEN DIMENSIONS ON THESE DRAWINGS SHALL HAVE PRECEDENCE OVER SCALED DIMENSIONS.
- CONTRACTOR/SUPPLIER SHALL VERIFY AND BE RESPONSIBLE FOR ALL DIMENSIONS AND CONDITIONS OF THE JOB.
- PMED MUST BE NOTIFIED IMMEDIATELY OF ANY VARIATIONS FROM THE DIMENSIONS AND CONDITIONS SHOWN IN THESE DRAWINGS.
- CONTRACTOR/SUPPLIER SHALL SUBMIT SHOP DRAWING AND PROTOTYPE TO PMED FOR APPROVAL BEFORE PRODUCTION.
- SUPPLIER TO SUBMIT FIVE (5) YEARS WARRANTY CERTIFICATE AGAINST ANY DEFECT IN PRODUCT OR WORKMANSHIP.

SPECIFICATIONS:

- 01 - ALUMINUM TOP / END CAP
- 02 - WORK TOP / COUNTER TOP
- 03 - FABRIC PANEL (MID-PANEL)
- 04 - PERFORATED METAL PANEL (BOTTOM PANEL)
- 05 - METAL GRILLE PANEL (FOR IN AND OUT TRAYS)
- 06 - METAL IN AND OUT TRAYS
- 07 - END SUPPORT PANEL
- 08 - CORNER CONNECTOR POST
- 09 - BASE COVER / RACEWAY
- 10 - GROMMET CAP
- 11 - HANG SHELF WITH TASK LIGHT
- 12 - HEAVY DUTY ADJUSTABLE FOOT GLIDES
- 13 - CONVENIENCE OUTLET



FRONT



LEFT SIDE



LAND BANK OF THE PHILIPPINES
PROJECT MANAGEMENT & ENGINEERING DEPT.

1598 M.H. DEL PILAR ST., CORNER DR. QUINTOS ST., MALATE MANILA

TITLE:

CASHIER / BOO/ BSO WORKSTATION
(TYPE 2)

LANDBANK STANDARD DETAILS & SPECIFICATIONS

RECOMMENDING APPROVAL:

EMILIO D.J. SAMANIEGO
HEAD, PMED

DESIGN: TSU-PMED

DRAWN: TSU-PMED

DATE: JULY 2020

REVIEWED: J. MISLANG

DATE:

SHEET NO:

CBBW
2 OF 4

D-84

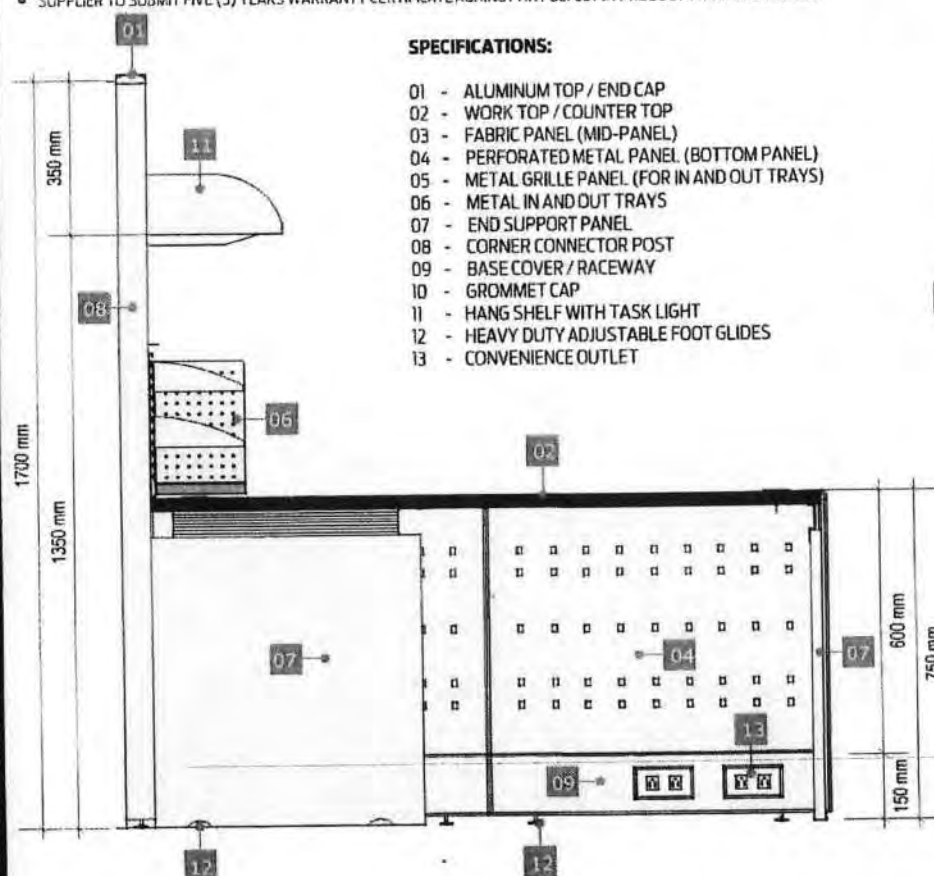
CLASS D

NOTES:

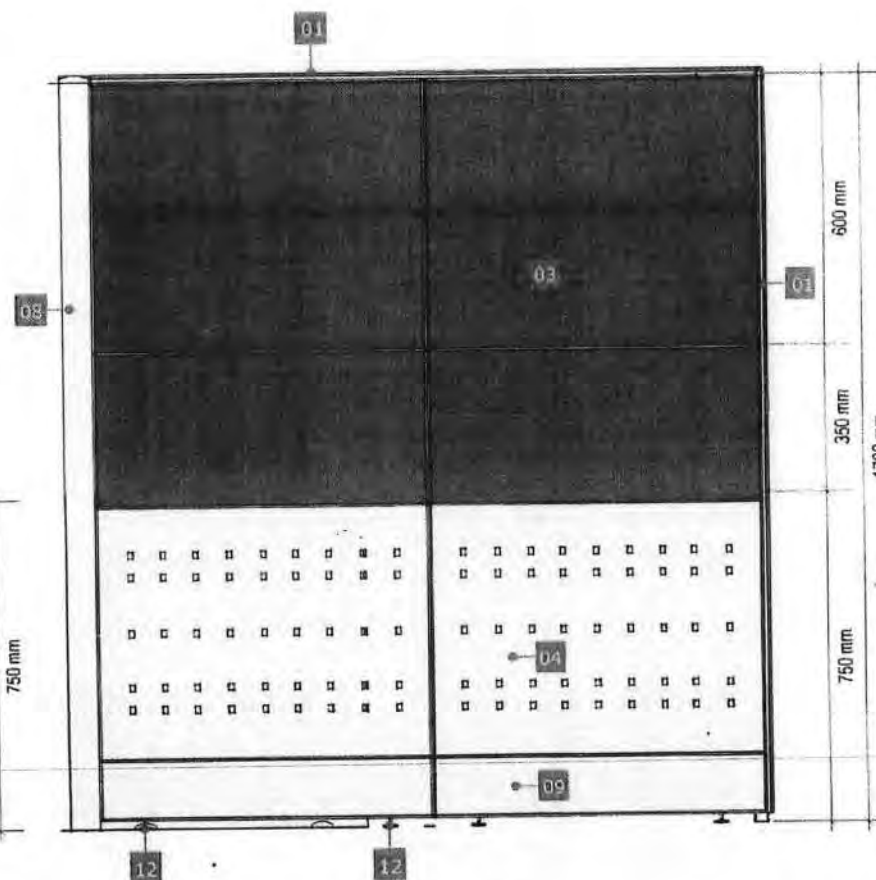
- WRITTEN DIMENSIONS ON THESE DRAWINGS SHALL HAVE PRECEDENCE OVER SCALED DIMENSIONS.
- CONTRACTOR/SUPPLIER SHALL VERIFY AND BE RESPONSIBLE FOR ALL DIMENSIONS AND CONDITIONS OF THE JOB.
- PMED MUST BE NOTIFIED IMMEDIATELY OF ANY VARIATIONS FROM THE DIMENSIONS AND CONDITIONS SHOWN IN THESE DRAWINGS.
- CONTRACTOR/SUPPLIER SHALL SUBMIT SHOP DRAWING AND PROTOTYPE TO PMED FOR APPROVAL BEFORE PRODUCTION.
- SUPPLIER TO SUBMIT FIVE (5) YEARS WARRANTY CERTIFICATE AGAINST ANY DEFECT IN PRODUCT OR WORKMANSHIP.

SPECIFICATIONS:

- 01 - ALUMINUM TOP / END CAP
- 02 - WORK TOP / COUNTER TOP
- 03 - FABRIC PANEL (MID-PANEL)
- 04 - PERFORATED METAL PANEL (BOTTOM PANEL)
- 05 - METAL GRILLE PANEL (FOR IN AND OUT TRAYS)
- 06 - METAL IN AND OUT TRAYS
- 07 - END SUPPORT PANEL
- 08 - CORNER CONNECTOR POST
- 09 - BASE COVER / RACEWAY
- 10 - GROMMET CAP
- 11 - HANG SHELF WITH TASK LIGHT
- 12 - HEAVY DUTY ADJUSTABLE FOOT GLIDES
- 13 - CONVENIENCE OUTLET



REAR



RIGHT SIDE



LAND BANK OF THE PHILIPPINES
PROJECT MANAGEMENT & ENGINEERING DEPT.

1598 M.H. DEL PILAR ST., CORNER DR. QUINTOS ST., MALATE MANILA

TITLE:

CASHIER / BOO / BSO WORKSTATION
(TYPE 2)

LANDBANK STANDARD DETAILS & SPECIFICATIONS

RECOMMENDING APPROVAL:

Enrico D.J. Samaniego
ENRICO D.J. SAMANIEGO
HEAD, PMED

DESIGN: TSU-PMED

DRAWN: TSU-PMED

DATE: JULY 2020

REVIEWED: J. MISLANG

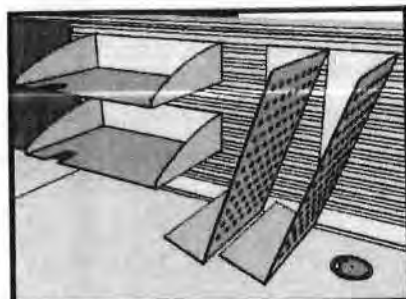
DATE:

SHEET NO:

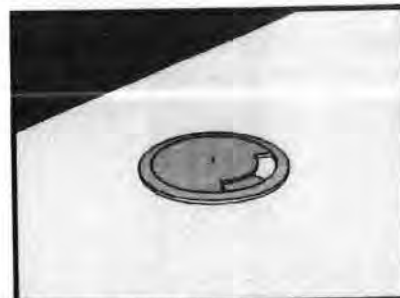
CBBW
3 OF 4

D-85


DESCRIPTIONS




IN AND OUT TRAYS




GROMMET CAP



HEAVY DUTY ADJUSTABLE FOOT GLIDES



RACEWAY



HANGING SHELVES WITH TASK LIGHT

PANEL SYSTEM:

-FOR SEGMENTED AND COMPOSITE PANELS INCLUDING THE ELECTRICAL AND DATA PORT ACCESS.

HEIGHT:

-OVER-ALL PANEL HEIGHT SHALL BE 1700mm. (SEE ATTACHED LAYOUT)

WIDTH:

-WIDTH RANGING FROM 600mm, 750mm, and 1500mm. (SEE ATTACHED LAYOUT)

THICKNESS:

-PANEL THICKNESS SHALL BE GA. 16 COLD ROLLED METAL WITH A MINIMUM OF 62.5mm THK TO 75mm THK.

FABRIC (TOP/MID PANEL):

-PANEL FABRIC SURFACE AREA SHOULD BE REMOVABLE AND CAN FIT BACK IN PLACE.

-ASSEMBLED THROUGH CLIP-ON CONNECTION WITH 6mm THK MDF TILE BACKING.

-FABRIC COLOR : GRAY (SUBJECT FOR APPROVAL)

PERFORATED METAL (BOTTOM PANEL):

-METAL PANEL SHALL BE GA. 18 METAL SHEET ON POWDER COATED FINISH.

-PANEL COLOR : GRAY (SUBJECT FOR APPROVAL)

FRAMES:

-FRAMES SHALL BE GA. 18 (MIN) COLD ROLLED SHEET WITH NON-CORROSIVE PAINT FINISH.

-FABRICATION SHALL BE LIGHTWEIGHT WITH FINE DETAILS.

-COLOR: GRAY (SUBJECT FOR APPROVAL)

CAPPING AND END TRIMS:

-CAPPING SHALL BE ALUMINUM ON POWDER COATED FINISH.

-PROVIDE HEAVY DUTY FOOT GLIDES FOR ALL PARTITIONS.

-COLOR : GRAY (SUBJECT FOR APPROVAL)

METAL GRILLE PANEL:

-PANEL SHALL BE GA. 18 (MIN) COLD ROLLED SHEET ON POWDER COATED FINISH.

-PROVIDE SLOTS FOR IN AND OUT TRAYS.

-COLOR : GRAY (SUBJECT FOR APPROVAL)

RACEWAY:

-SHOULD BE ABLE TO ACCOMMODATE A MAXIMUM OF TEN (10) WIRES AND TEN (10) CABLES.

-RACEWAY HEIGHT RANGING FROM 150mm TO 200mm.

-INCLUDE PROVISIONS FOR TWO (2) UNIVERSAL CONVENIENCE OUTLETS, ONE (1) DATA OUTLET, AND ONE (1) SPARE OUTLET FOR EVERY PANEL.

IN AND OUT TRAYS:

-TRAYS SHALL BE GA. 18 COLD ROLLED METAL SHEET ON POWDER COATED FINISH.

-TRAY SLOTS TO BE FIRMLY ATTACHED TO METAL GRILLE FRAME.

-COLOR : GRAY (SUBJECT FOR APPROVAL)

WORK SURFACE:

-32mm THK MDF, HDF OR EQUIVALENT WITH 15mm THK HIGH PRESSURE LAMINATE (HPL) WITH T-MOULDING EDGES

-COLOR: LIGHT BEIGE (SUBJECT FOR APPROVAL)

HANGING SHELVES:

-GA. 18 FORMED STEEL FULLY WELDED ASSEMBLY ON POWDER COATED FINISH

-COLOR : GRAY (SUBJECT FOR APPROVAL)

TASK LIGHT:

-UNDER SHELF TASK LIGHT WITH COMPLETE ACCESSORIES, COVER AND ELECTRICAL WORKS

ACCESSORIES



**LAND BANK OF THE PHILIPPINES
PROJECT MANAGEMENT & ENGINEERING DEPT.**

1598 M.H. DEL PILAR ST., CORNER DR. QUINTOS ST., MALATE MANILA

TITLE:

**CASHIER / BOO/ BSO WORKSTATION
(TYPE 2)**

LANDBANK STANDARD DETAILS & SPECIFICATIONS

RECOMMENDING APPROVAL:

Enrico D.J. Samaniego
ENRICO D.J. SAMANIEGO
HEAD, PMEG

DESIGN: TSU-PMED

DRAWN: TSU-PMED

DATE: JULY 2020

REVIEWED: J. MISLANG

DATE:

SHEET NO:

**CBBW
4 OF 4**

9a-d

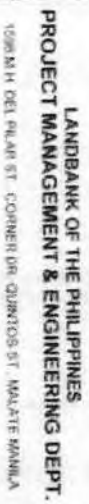
CLASS D

- SPECIFICATIONS:**

-
- SPECIFICATIONS:**
- 01 - ALUMINUM TOP / END CAP
 - 02 - WORK TOP / COUNTER TOP
 - 03 - FABRIC PANEL (ISO PANEL)
 - 04 - PERFORATED METAL PANEL (BOTTOM PANEL)
 - 05 - METAL GRILLE PANEL (FOR IN AND OUT TRAYS)
 - 06 - METAL IN AND OUT TRAYS
 - 07 - END SUPPORT PANEL
 - 08 - CORNER CONNECTOR POST
 - 09 - BASE COVER / RACEWAY
 - 10 - GROMMET CAP
 - 11 - HANG SHELF WITH TASK LIGHT
 - 12 - HEAVY DUTY ADJUSTABLE FOOT GLIDES
 - 13 - CONVENIENCE CHUTE
 - 14 - GLASS PANEL (TOP PANEL)
- Dimensions shown in the drawing include overall width of 1565 mm, top section width of 665 mm, base section width of 66 mm, and various internal offsets and heights such as 600 mm, 1500 mm, 1565 mm, 450 mm, 300 mm, 65 mm, 750 mm, and 85 mm.



PLAN



CASHIER / BSO WORKSTATION
(TYPE 3)

ENRIQUE D. SAMANIEGO
HEAD, PMED

DRAWN TSU-P MED

DATE:

CBBW
10F4


NOTES:

- WRITTEN DIMENSIONS ON THESE DRAWINGS SHALL HAVE PRECEDENCE OVER SCALED DIMENSIONS.
- CONTRACTOR/SUPPLIER SHALL VERIFY AND BE RESPONSIBLE FOR ALL DIMENSIONS AND CONDITIONS OF THE JOB.
- PANEL MUST BE NOTIFIED IMMEDIATELY OF ANY VARIATIONS FROM THE DIMENSIONS AND CONDITIONS SHOWN IN THESE DRAWINGS.
- CONTRACTOR/SUPPLIER SHALL SUBMIT SHOP DRAWING AND PROTOTYPE TO PMED FOR APPROVAL BEFORE PRODUCTION.
- SUPPLIER TO SUBMIT FIVE (5) YEARS WARRANTY CERTIFICATE AGAINST DEFECT IN PRODUCT AND WORKMANSHIP.

SPECIFICATIONS:

- 01 - ALUMINUM TOP / END CAP
- 02 - WORK TOP / COUNTER TOP
- 03 - FABRIC PANEL (IND. PANEL)
- 04 - REFRIGERATED METAL PANEL (BOTTOM PANEL)
- 05 - METAL GRILLE PANEL (FOR IN AND OUT TRAYS)
- 06 - METAL IN AND OUT TRAYS
- 07 - END SUPPORT PANEL
- 08 - CORNER CONNECTOR POST
- 09 - BASE COVER / PLACEMENT
- 10 - GROMMET CAP
- 11 - LAMP CUP WITH T-POLE LIGHT
- 12 - HEAVY DUTY ADJUSTABLE FOOT GLIDES
- 13 - CONVENIENCE OUTLET
- 14 - GLASS PANEL (TOP PANEL)

CLASSD



FRONT

LEFT SIDE



LANDBANK OF THE PHILIPPINES
PROJECT MANAGEMENT & ENGINEERING DEPT.

1556 M.H. DEL PILAR ST., CORNER DR. QUARTOS ST., MALAYTE MANILA

TITLE:

CASHIER / BSO WORKSTATION
(TYPE 3)

LANDBANK STANDARD DETAILS SPECIFICATIONS

RECOMMENDING APPROVAL:

ENRIQUE D. SAMA NIEGO
HEAD PMED

DESIGN: TSU-PMED

DRAWN: TSU-PMED

DATE: JULY 2020

REVIEWED: J. MISLANIS

DATE:

CBBW
2 OF 4

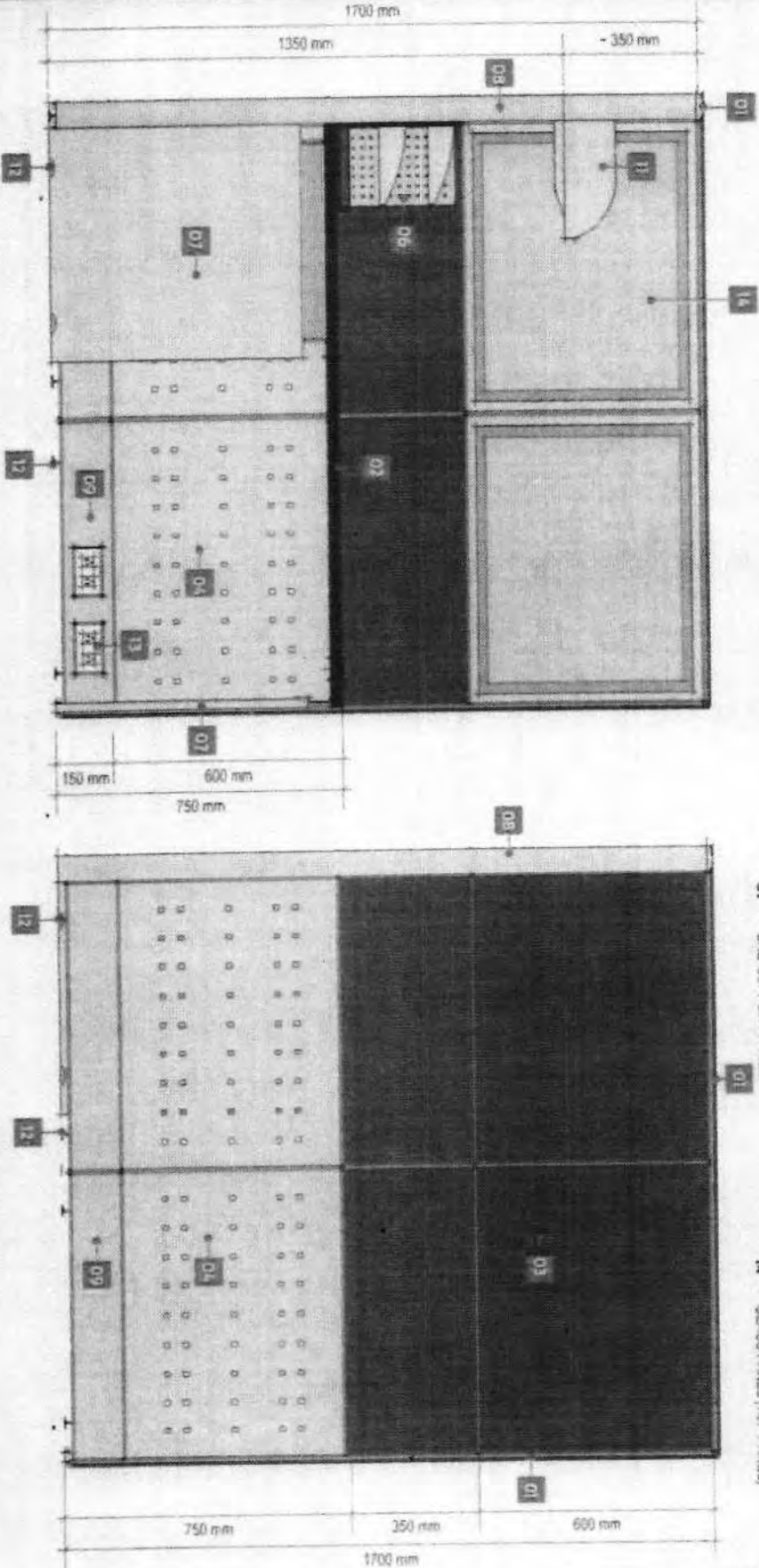
NOTES:

- WRITTEN DIMENSIONS ON THESE DRAWINGS SHALL HAVE PRECEDENCE OVER SCALED DIMENSIONS.
- CONTRACTOR/SUPPLIER SHALL VERIFY AND BE RESPONSIBLE FOR ALL DIMENSIONS AND CONDITIONS OF THE JOB.
- PRIED MUST BE NOTIFIED IMMEDIATELY OF ANY VARIATIONS FROM THE DIMENSIONS AND CONDITIONS SHOWN IN THESE DRAWINGS.
- CONTRACTOR/SUPPLIER SHALL SUBMIT SHOP DRAWING AND PROTOTYPE TO PRIED FOR APPROVAL BEFORE PRODUCTION.
- SUPPLIER TO SUBMIT FIVE (5) YEARS WARRANTY CERTIFICATE AGAINST DEFECT IN PRODUCT AND WORKMANSHIP.

SPECIFICATIONS:

- 01 - ALUMINUM TOP / END CAP
- 02 - WORK TOP / COUNTER TOP
- 03 - FABRIC PANEL (MD-PANEL)
- 04 - REPERFORATED METAL PANEL (BOTTOM PANEL)
- 05 - METAL GRILLE PANEL (FOR IN AND OUT TRAYS)
- 06 - METAL IN AND OUT TRAYS
- 07 - END SUPPORT PANEL
- 08 - CORNER CONNECTOR POST
- 09 - BASE COVER / RACEWAY
- 10 - GRONOMET CAP
- 11 - TRAYS SHELF WITH TRUCK LIGHT
- 12 - HEAVY DUTY ADJUSTABLE FOOT GUIDES
- 13 - CONVENIENCE OUTLET
- 14 - GLASS PANEL (TOP-PANEL)

CLASS D



LANDBANK OF THE PHILIPPINES
PROJECT MANAGEMENT & ENGINEERING DEPT.
1509 MH DEL PILAR ST. CORNER DR. QUINTOS ST. MALATE MANILA

TITLE	RECOMMENDING APPROVAL	DESIGN	SHEET NO.
CASHIER / BSO WORKSTATION (TYPE 3)	<i>[Signature]</i> EMILIO D.J. SALMANIEGO HEAD PMED	TSU-PMED	CBBW 30F 4
LANDBANK STANDARD DETAILS SPECIFICATIONS		DATE: JULY 2020 REVIEWED: J. MISLANO	

D-89

DESCRIPTIONS

CLASS D

PANEL SYSTEM:

FOR SEGMENTED AND COMPOSITE PANELS INCLUDING THE ELECTRICAL AND DATA PORT ACCESS HEIGHT:

OVER-ALL PANEL HEIGHT SHALL BE 1100mm. (SEE ATTACHED LAYOUT)

WIDTH:

WIDTH RANGING FROM 600mm TO 1500mm. (SEE ATTACHED LAYOUT)

THICKNESS:

PANEL THICKNESS SHALL BE GA. 16 COLD ROLLED METAL WITH A MINIMUM OF 32.20mm THK TO 25mm THK.

GLASS (TOP PANEL):

DOUBLE GLASS WALL SHALL BE 5mm THK. TEmPERED WITH 50mm THK ALUMI FRAME ON POWDER COATED FINISH.

ASSEMBLED THROUGH CLIP-ON CONNECTION.

COLOR: GRAY (SUBJECT FOR APPROVAL)

FABRIC (TOP/MID PANEL):

PANEL FABRIC SURFACE AREA SHOULD BE REMOVABLE AND CAN FIT BACK IN PLACE.

ASSEMBLED THROUGH CLIP-ON CONNECTION WITH 50mm THK. MDF TILE BACKING.

COLOR: GRAY (SUBJECT FOR APPROVAL)

PERFORATED METAL (BOTTOM PANEL):

METAL PANEL SHALL BE GA. 16 METAL SHEET ON POWDER COATED FINISH.

PANEL COLOR: GRAY (SUBJECT FOR APPROVAL)

FRAMES:

FRAMES SHALL BE GA. 18 (MIN) COLD ROLLED SHEET WITH NON-CORROSIVE PAINT FINISH.

FABRICATION SHALL BE LIGHTWEIGHT WITH FINE DETAILS.

COLOR: GRAY (SUBJECT FOR APPROVAL)

CAPPING AND END TRIMS:

CAPPING SHALL BE ALUMINUM ON POWDER COATED FINISH.

PROVIDE HEAVY DUTY FOOT GLIDES FOR ALL PARTITIONS.

COLOR: GRAY (SUBJECT FOR APPROVAL)

METAL GRILLE PANEL:

PANEL SHALL BE GA. 18 (MIN) COLD ROLLED SHEET ON POWDER COATED FINISH.

PROVIDE SLOTS FOR IN AND OUT TRAYS.

COLOR: GRAY (SUBJECT FOR APPROVAL)

RACEWAY:

SHOULD BE ABLE TO ACCOMMODATE A MAXIMUM OF TEN (10) WIRES AND TEN (10) CABLES.

RACEWAY HEIGHT RANGING FROM 150mm TO 200mm WITH PROVISIONS FOR TWO (2) UNIVERSAL CONVENIENCE

OUTLETS, ONE (1) DATA OUTLET, AND ONE (1) SPARE OUTLET FOR EVERY PANEL.

IN AND OUT TRAYS:

TRAYS SHALL BE GA. 16 COLD ROLLED METAL SHEET ON POWDER COATED FINISH.

TRAY SLOTS TO BE FRAMED ATTACHED TO METAL GRILLE FRAME.

COLOR: GRAY (SUBJECT FOR APPROVAL)

WORK SURFACE:

30mm THK. MDF OR EQUIVALENT WITH 15mm THK. HIGH PRESSURE LAMINATE (HPL) WITH 1-MILLIMETER EDGES.

COLOR: LIGHT BEIGE (SUBJECT FOR APPROVAL)


HANGING SHELVES:

GA. 16 FORMED STEEL FULLY WELDED ASSEMBLY ON POWDER COATED FINISH.

COLOR: GRAY (SUBJECT FOR APPROVAL)

TASK LIGHT:


UNDER SHELF TASK LIGHT WITH COMPLETE ACCESSORIES, COVER AND ELECTRICAL WORKS (SUBJECT FOR APPROVAL)



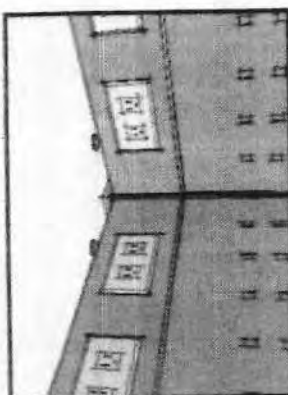
IN AND OUT TRAYS




RACEWAY



HEAVY DUTY ADJUSTABLE FOOT GLIDES



RACEWAY



HANGING SHELVES WITH TASK LIGHT

ACCESSORIES



LANDBANK OF THE PHILIPPINES
PROJECT MANAGEMENT & ENGINEERING DEPT.
1550 M.H. DEL PILAR ST., CORNER DR. QUINTOS ST. MALATE, MANILA

TITLE

CASHIER / BSO WORKSTATION
(TYPE 3)

LANDBANK STANDARD DETAILS SPECIFICATIONS

RECOMMENDING APPROVAL:

0

DESIGN: TSL/PMED

SHEET NO

DRAWN: TSL/PMED

DATE: JULY 2020

REVIEWED: J. MISLANO

DATE:

CBBW
4 OF 4

ENRICO D. SAMPANEGO
HEAD, PMED


CLASS D

NOTES:

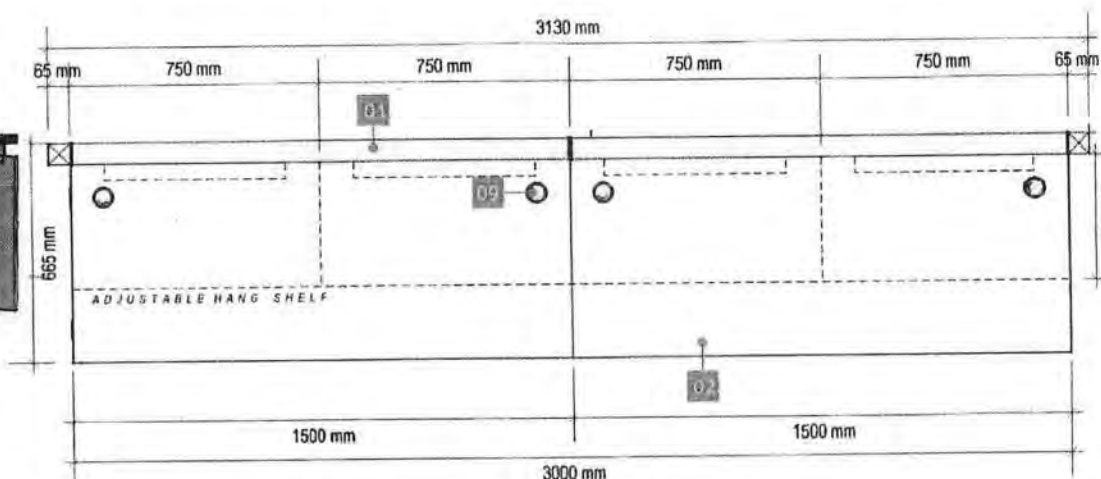
- WRITTEN DIMENSIONS ON THESE DRAWINGS SHALL HAVE PRECEDENCE OVER SCALED DIMENSIONS.
- CONTRACTOR/SUPPLIER SHALL VERIFY AND BE RESPONSIBLE FOR ALL DIMENSIONS AND CONDITIONS OF THE JOB.
- PMED MUST BE NOTIFIED IMMEDIATELY OF ANY VARIATIONS FROM THE DIMENSIONS AND CONDITIONS SHOWN IN THESE DRAWINGS.
- CONTRACTOR/SUPPLIER SHALL SUBMIT SHOP DRAWING AND PROTOTYPE TO PMED FOR APPROVAL BEFORE PRODUCTION.
- SUPPLIER TO SUBMIT FIVE (5) YEARS WARRANTY CERTIFICATE AGAINST ANY DEFECT IN PRODUCT AND WORKMANSHIP.

SPECIFICATIONS:

- | | |
|--|--|
| 01 - ALUMINUM TOP / END CAP | 07 - CORNER CONNECTOR POST |
| 02 - WORK TOP / COUNTER TOP | 08 - BASE COVER / RACEWAY |
| 03 - FABRIC PANEL (MID-PANEL) | 09 - GROMMET CAP |
| 04 - PERFORATED METAL PANEL (BOTTOM PANEL) | 10 - HEAVY DUTY ADJUSTABLE FOOT GLIDES |
| 05 - ADJUSTABLE HANG SHELF (FOR PRINTERS) | 11 - CONVENIENCE OUTLET |
| 06 - END SUPPORT PANEL | |



PERSPECTIVE



PLAN

D-91



**LAND BANK OF THE PHILIPPINES
PROJECT MANAGEMENT & ENGINEERING DEPT.**

1598 M.H. DEL PILAR ST., CORNER DR. QUINTOS ST., MALATE MANILA

TITLE:

COMPUTER COUNTER

LANDBANK STANDARD DETAILS & SPECIFICATIONS

RECOMMENDING APPROVAL:

Enrico D.J. Samaniego
ENRICO D.J. SAMANIEGO
HEAD, PMED

DESIGN: TSU-PMED

DRAWN: TSU-PMED

DATE: JULY 2020

REVIEWED: J. MISLANG

DATE:

SHEET NO:

**CC
1 OF 5**


CLASS D

NOTES:

- WRITTEN DIMENSIONS ON THESE DRAWINGS SHALL HAVE PRECEDENCE OVER SCALED DIMENSIONS.
- CONTRACTOR/SUPPLIER SHALL VERIFY AND BE RESPONSIBLE FOR ALL DIMENSIONS AND CONDITIONS OF THE JOB.
- PMED MUST BE NOTIFIED IMMEDIATELY OF ANY VARIATIONS FROM THE DIMENSIONS AND CONDITIONS SHOWN IN THESE DRAWINGS.
- CONTRACTOR/SUPPLIER SHALL SUBMIT SHOP DRAWING AND PROTOTYPE TO PMED FOR APPROVAL BEFORE PRODUCTION.
- SUPPLIER TO SUBMIT FIVE (5) YEARS WARRANTY CERTIFICATE AGAINST ANY DEFECT IN PRODUCT AND WORKMANSHIP.

SPECIFICATIONS:

- | | |
|--|--|
| 01 - ALUMINUM TOP / END CAP | 07 - CORNER CONNECTOR POST |
| 02 - WORK TOP / COUNTER TOP | 08 - BASE COVER / RACEWAY |
| 03 - FABRIC PANEL (MID-PANEL) | 09 - GROMMET CAP |
| 04 - PERFORATED METAL PANEL (BOTTOM PANEL) | 10 - HEAVY DUTY ADJUSTABLE FOOT GLIDES |
| 05 - ADJUSTABLE HANG SHELF (FOR PRINTERS) | 11 - CONVENIENCE OUTLET |
| 06 - END SUPPORT PANEL | |



FRONT



**LAND BANK OF THE PHILIPPINES
PROJECT MANAGEMENT & ENGINEERING DEPT.**

1598 M.H. DEL PILAR ST., CORNER DR. QUINTOS ST., MALATE MANILA

TITLE:

COMPUTER COUNTER

LANDBANK STANDARD DETAILS & SPECIFICATIONS

RECOMMENDING APPROVAL:

ENRICO D.J. SAMANIESO
HEAD, PMED

DESIGN: TSU-PMED

DRAWN: TSU-PMED

DATE: JULY 2020

REVIEWED: J. MISLANG

DATE:

SHEET NO:

**CC
2 OF 5**

D-92

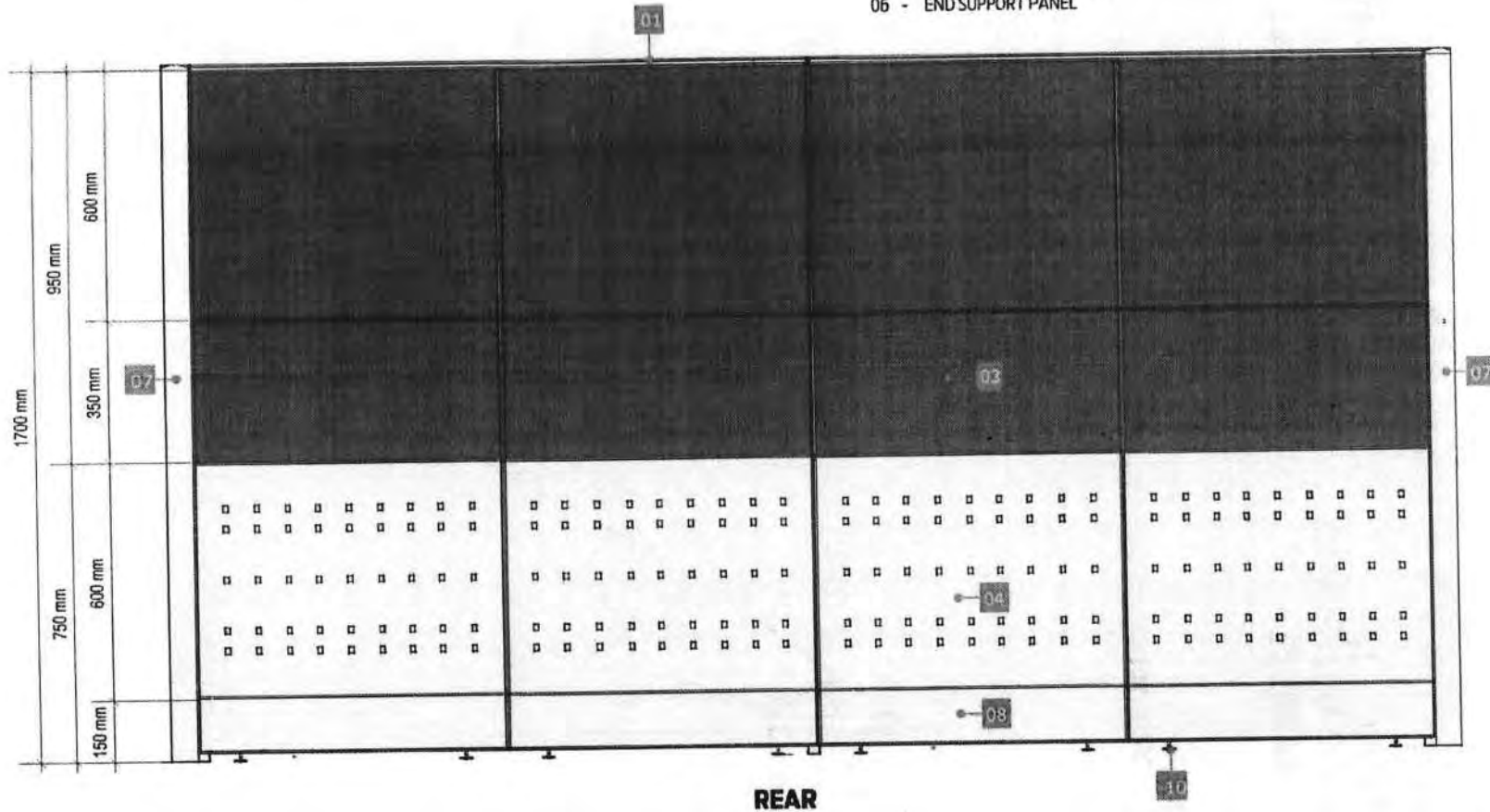
NOTES:

- WRITTEN DIMENSIONS ON THESE DRAWINGS SHALL HAVE PRECEDENCE OVER SCALED DIMENSIONS.
- CONTRACTOR/SUPPLIER SHALL VERIFY AND BE RESPONSIBLE FOR ALL DIMENSIONS AND CONDITIONS OF THE JOB.
- PMED MUST BE NOTIFIED IMMEDIATELY OF ANY VARIATIONS FROM THE DIMENSIONS AND CONDITIONS SHOWN IN THESE DRAWINGS.
- CONTRACTOR/SUPPLIER SHALL SUBMIT SHOP DRAWING AND PROTOTYPE TO PMED FOR APPROVAL BEFORE PRODUCTION.
- SUPPLIER TO SUBMIT FIVE (5) YEARS WARRANTY CERTIFICATE AGAINST ANY DEFECT IN PRODUCT AND WORKMANSHIP.

SPECIFICATIONS:

- | | |
|--|--|
| 01 - ALUMINUM TOP / END CAP | 07 - CORNER CONNECTOR POST |
| 02 - WORK TOP / COUNTER TOP | 08 - BASE COVER / RACEWAY |
| 03 - FABRIC PANEL (MID-PANEL) | 09 - GROMMET CAP |
| 04 - PERFORATED METAL PANEL (BOTTOM PANEL) | 10 - HEAVY DUTY ADJUSTABLE FOOT GLIDES |
| 05 - ADJUSTABLE HANG SHELF (FOR PRINTERS) | 11 - CONVENIENCE OUTLET |
| 06 - END SUPPORT PANEL | |

CLASS D



**LAND BANK OF THE PHILIPPINES
PROJECT MANAGEMENT & ENGINEERING DEPT.**

1598 M.H. DEL PILAR ST., CORNER DR. QUINTOS ST., MALATE MANILA

TITLE:

COMPUTER COUNTER

LANDBANK STANDARD DETAILS & SPECIFICATIONS

RECOMMENDING APPROVAL:

Enrico D.J. Samaniego
ENRICO D.J. SAMANIEGO
HEAD, PMED

DESIGN: TSU-PMED

DRAWN: TSU-PMED

DATE: JULY 2020

REVIEWED: J. MISLANG

DATE:

SHEET NO:

**CC
3 OF 5**

D-077

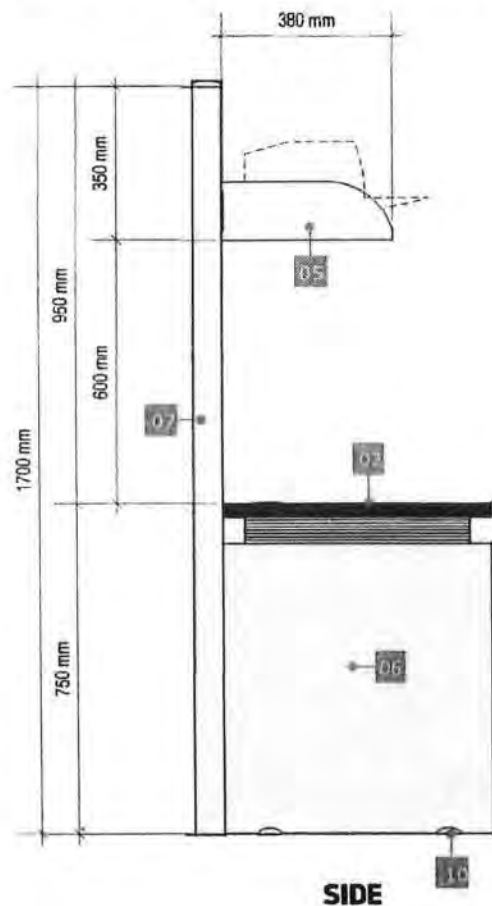
NOTES:

- WRITTEN DIMENSIONS ON THESE DRAWINGS SHALL HAVE PRECEDENCE OVER SCALED DIMENSIONS.
- CONTRACTOR/SUPPLIER SHALL VERIFY AND BE RESPONSIBLE FOR ALL DIMENSIONS AND CONDITIONS OF THE JOB.
- PMED MUST BE NOTIFIED IMMEDIATELY OF ANY VARIATIONS FROM THE DIMENSIONS AND CONDITIONS SHOWN IN THESE DRAWINGS.
- CONTRACTOR/SUPPLIER SHALL SUBMIT SHOP DRAWING AND PROTOTYPE TO PMED FOR APPROVAL BEFORE PRODUCTION.
- SUPPLIER TO SUBMIT FIVE (5) YEARS WARRANTY CERTIFICATE AGAINST ANY DEFECT IN PRODUCT AND WORKMANSHIP.

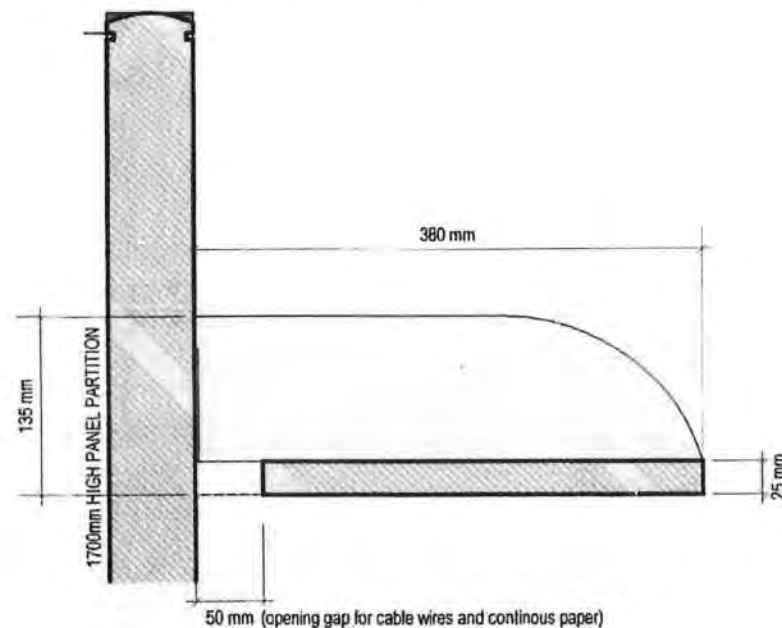
SPECIFICATIONS:

- | | |
|--|--|
| 01 - ALUMINUM TOP / END CAP | 07 - CORNER CONNECTOR POST |
| 02 - WORK TOP / COUNTER TOP | 08 - BASE COVER / RACEWAY |
| 03 - FABRIC PANEL (MID-PANEL) | 09 - GROMMET CAP |
| 04 - PERFORATED METAL PANEL (BOTTOM PANEL) | 10 - HEAVY DUTY ADJUSTABLE FOOT GLIDES |
| 05 - ADJUSTABLE HANG SHELF (FOR PRINTERS) | 11 - CONVENIENCE OUTLET |
| 06 - END SUPPORT PANEL | |

CLASS D



SIDE



HANGING SHELF DETAIL



**LAND BANK OF THE PHILIPPINES
PROJECT MANAGEMENT & ENGINEERING DEPT.**

1598 M.H. DEL PILAR ST., CORNER DR. QUINTOS ST., MALATE MANILA

TITLE:

COMPUTER COUNTER

LANDBANK STANDARD DETAILS & SPECIFICATIONS

RECOMMENDING APPROVAL:

Enrico D.J. Samanego
ENRICO D.J. SAMANEGO
HEAD, PMED

DESIGN: TSU-PMED

DRAWN: TSU-PMED

DATE: JULY 2020

REVIEWED: J. MISLANG

DATE:

SHEET NO:

**CC
4 OF 5**

D-94

DESCRIPTIONS

PANEL SYSTEM:

-FOR SEGMENTED AND COMPOSITE PANELS INCLUDING THE ELECTRICAL AND DATA PORT ACCESS.

HEIGHT:

-OVER-ALL PANEL HEIGHT SHALL BE 1700mm. (SEE ATTACHED LAYOUT)

WIDTH:

-WIDTH RANGING FROM 600mm, 750mm, and 1500mm. (SEE ATTACHED LAYOUT)

THICKNESS:

-PANEL THICKNESS SHALL BE GA. 16 COLD ROLLED METAL WITH A MINIMUM OF 62.5mm THK TO 75mm THK.

FABRIC (TOP/MID PANEL):

-PANEL FABRIC SURFACE AREA SHOULD BE REMOVABLE AND CAN FIT BACK IN PLACE.

-ASSEMBLED THROUGH CLIP-ON CONNECTION WITH 6mm THK MDF TILE BACKING.

-FABRIC COLOR : GRAY (SUBJECT FOR APPROVAL)

PERFORATED METAL (BOTTOM PANEL):

-METAL PANEL SHALL BE GA. 18 METAL SHEET ON POWDER COATED FINISH.

-PANEL COLOR : GRAY (SUBJECT FOR APPROVAL)

FRAMES:

-FRAMES SHALL BE GA. 18 (MIN) COLD ROLLED SHEET WITH NON-CORROSIVE PAINT FINISH.

-FABRICATION SHALL BE LIGHTWEIGHT WITH FINE DETAILS.

-COLOR: GRAY (SUBJECT FOR APPROVAL)

CAPPING AND END TRIMS:

-CAPPING SHALL BE ALUMINUM ON POWDER COATED FINISH.

-PROVIDE HEAVY DUTY FOOT GLIDES FOR ALL PARTITIONS.

-COLOR : GRAY (SUBJECT FOR APPROVAL)

METAL GRILLE PANEL:

-PANEL SHALL BE GA. 18 (MIN) COLD ROLLED SHEET ON POWDER COATED FINISH.

-PROVIDE SLOTS FOR IN AND OUT TRAYS.

-COLOR : GRAY (SUBJECT FOR APPROVAL)

RACEWAY:

-SHOULD BE ABLE TO ACCOMMODATE A MAXIMUM OF TEN (10) WIRES AND TEN (10) CABLES.

-RACEWAY HEIGHT RANGING FROM 150mm TO 200mm.

-INCLUDE PROVISIONS FOR TWO (2) UNIVERSAL CONVENIENCE OUTLETS, ONE (1) DATA OULET, AND ONE (1) SPARE

OUTLET FOR EVERY PANEL.

IN AND OUT TRAYS:

-TRAYS SHALL BE GA. 18 COLD ROLLED METAL SHEET ON POWDER COATED FINISH.

-TRAY SLOTS TO BE FIRMLY ATTACHED TO METAL GRILLE FRAME.

-COLOR : GRAY (SUBJECT FOR APPROVAL)

WORK SURFACE:

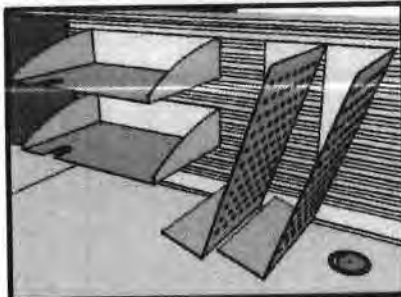
-32mm THK MDF, HDF OR EQUIVALENT WITH 1.5mm THK HIGH PRESSURE LAMINATE (HPL) WITH T-MOULDING EDGES

-COLOR: LIGHT BEIGE (SUBJECT FOR APPROVAL)


ADJUSTABLE SHELF:

-GA. 18 FORMED STEEL FULLY WELDED ASSEMBLY ON POWDER COATED FINISH


-COLOR : GRAY (SUBJECT FOR APPROVAL)




IN AND OUT TRAYS



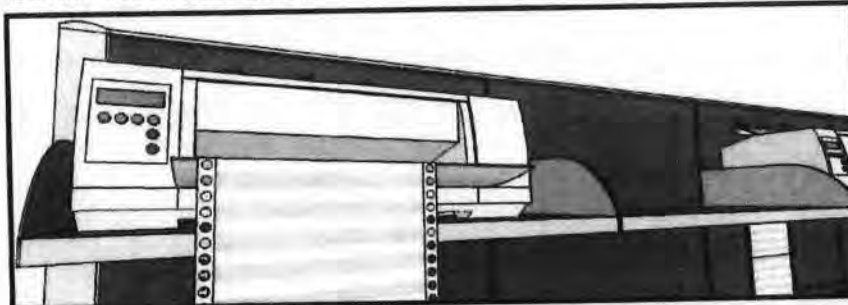
GROMMET CAP



HEAVY DUTY ADJUSTABLE FOOT GLIDES



RACEWAY



HANGING SHELVES (FOR PRINTER)

ACCESSORIES



**LAND BANK OF THE PHILIPPINES
PROJECT MANAGEMENT & ENGINEERING DEPT.**

1598 M.H. DEL PILAR ST., CORNER DR. QUINTOS ST., MALATE MANILA

TITLE:

COMPUTER COUNTER

LANDBANK STANDARD DETAILS & SPECIFICATIONS

RECOMMENDING APPROVAL:

Enrico D.J. Samaniego
ENRICO D.J. SAMANIEGO
HEAD, PMED

DESIGN: TSU-PMED

DRAWN: TSU-PMED

DATE: JULY 2020

REVIEWED: J. MISLANG

DATE:

SHEET NO:


**CC
5 OF 5**

D-95

NOTES:

- WRITTEN DIMENSIONS ON THESE DRAWINGS SHALL HAVE PRECEDENCE OVER SCALED DIMENSIONS.
- CONTRACTOR/SUPPLIER SHALL VERIFY AND BE RESPONSIBLE FOR ALL DIMENSIONS AND CONDITIONS OF THE JOB.
- DISCREPANCIES BETWEEN DRAWINGS AND ACTUAL CONDITION MUST BE IMMEDIATELY FORWARDED TO PMED RESOLUTION

CLASS D




APPROVED BY:

[Signature]

EVP JULIO D. CLIMACO, JR.

HEAD, BBS

PERSPECTIVE



TOP VIEW

DESCRIPTION/ SPECIFICATIONS:

- 01 - GOLD STICKER ON SINTRA BOARD BACK DROP WITH PRINTED LANDBANK LOGO
- 02 - 1/2" ACRYLIC SHEET WITH REVERSE STICKER WITH LED STRIP LIGHT AT THE BOTTOM PORTION
- 03 - HPL WOOD GRAIN LAMINATE ON 32MM MDF WITH 2MM THK PVC EDGING (COLOR-BLACK)
- 04 - METAL LAMINATE STRIP ACCENTS ON 32MM MDF BOARD WITH 2MM THK PVC EDGING (COLOR-BLACK)
- 05 - COUNTERTOP METALLIC FINISH HIGH PRESSURE LAMINATE (HPL) ON 32MM THK MDF W/ 2MM EDGING (COLOR SILVER) & COSMIC DUSK OR APPROVED EQUAL
- 06 - LEGS/SLIDINGS GRAY HPL ON 32MM MDF WITH 2MM THK PVC EDGING (COLOR-BLACK)
- 07 - 50mm x 100mm ALUMINUM RACEWAY
- 08 - 45mm MOHAIR (COLOR-BLACK)



LANDBANK OF THE PHILIPPINES
PROJECT MANAGEMENT & ENGINEERING DEPT.
1598 MHI DEL PILAR ST CORNER DR. QUIRITOS ST MALATE MANILA

TITLE:

DIGITAL BANKING CORNER
(FOR SMALL BRANCH)

LANDBANK STANDARD DETAILS & SPECIFICATIONS

RECOMMENDING APPROVAL:

[Signature]
HEAD, PMED

DESIGN: TSUNOYO

DRAWN: NESS VIMAC

DATE: 28 FEBRUARY 2020

CHECKED: X MSLANG

DATE:

SHEET NO:

DBC

3

REV 2002-00 2019

D-94

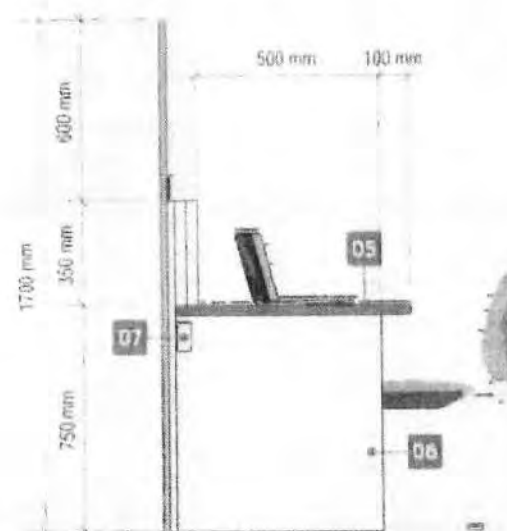
NOTES:

- WRITTEN DIMENSIONS ON THESE DRAWINGS SHALL HAVE PRECEDENCE OVER SCALED DIMENSIONS.
- CONTRACTOR/SUPPLIER SHALL VERIFY AND BE RESPONSIBLE FOR ALL DIMENSIONS AND CONDITIONS OF THE JOB.
- DISCREPANCIES BETWEEN DRAWINGS AND ACTUAL CONDITION MUST BE IMMEDIATELY FORWARDED TO PMED RESOLUTION

CLASS D



FRONT VIEW



LEFT SIDE VIEW

APPROVED BY:

[Signature]

EVP JULIO D. CLIMACO, JR.

HEAD, BBS

REV. 2008-30-2019



LANDBANK OF THE PHILIPPINES
PROJECT MANAGEMENT & ENGINEERING DEPT.

1598 M.H. DEL PILAR ST., CORNER DR. QUINTOS ST., MALATE, MANILA

TITLE:

DIGITAL BANKING CORNER
(FOR SMALL BRANCH)

LANDBANK STANDARD DETAILS & SPECIFICATIONS

RECOMMENDING APPROVAL:

[Signature]
ERIC O. J. SAMANILGO
HEAD, PMED

DESIGN: TSU-PMED

DRAWN: NESSMARC

DATE: 26 FEBRUARY 2020

CHECKED: ☒ J. MISLANG

DATE:

SHEET NO:

DBC
4

b-97